

FEEDBACK REPORT 2019-2020

Student Feedback

Table 1

The curriculum and syllabus content were appropriate for your placement and/higher education.

Agreement Level	Frequency	Per Cent
Strongly Agree	84	13.46
Agree	410	65.70
No Opinion	81	12.98
Disagree	41	6.57
Strongly Disagree	8	1.28
Total	624	100

Figure 1

The curriculum and syllabus content were appropriate for your placement and/higher education.

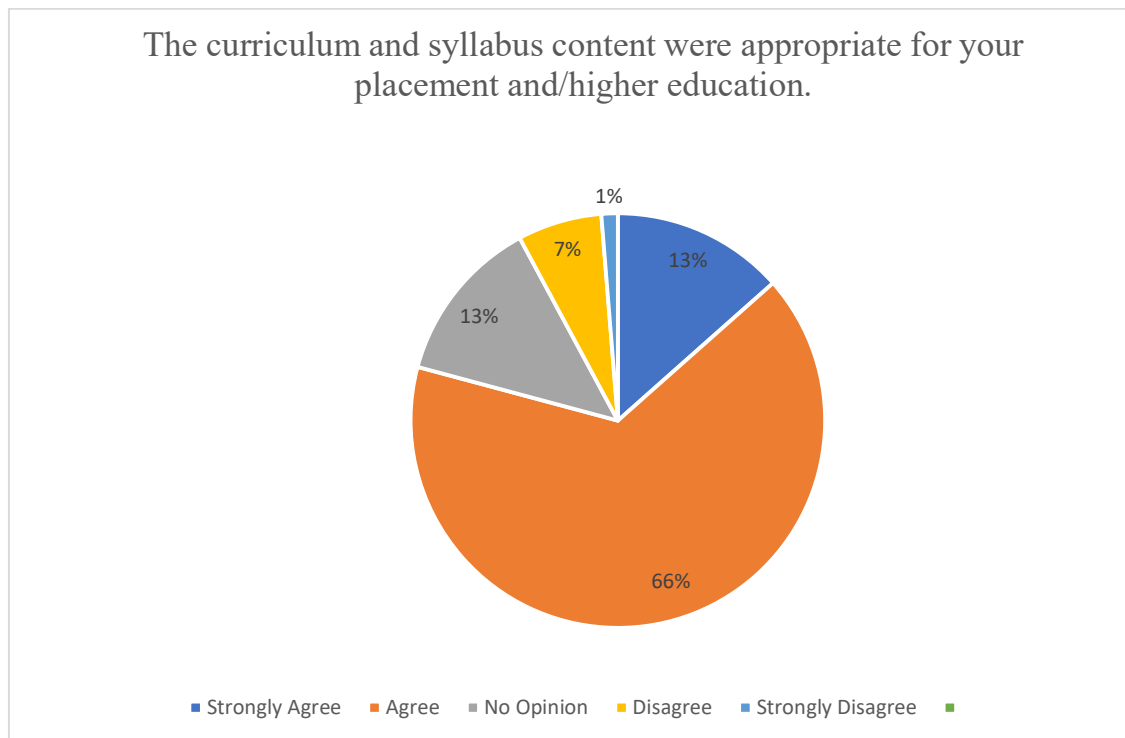


Table 2

Syllabus is suitable to the course and it is need based

Agreement Level	Frequency	Per Cent
Strongly Agree	108	17.30
Agree	433	69.39
No Opinion	55	8.81
Disagree	24	3.84
Strongly Disagree	4	0.64
Total	624	100

Figure 2

Syllabus is suitable to the course and it is need based

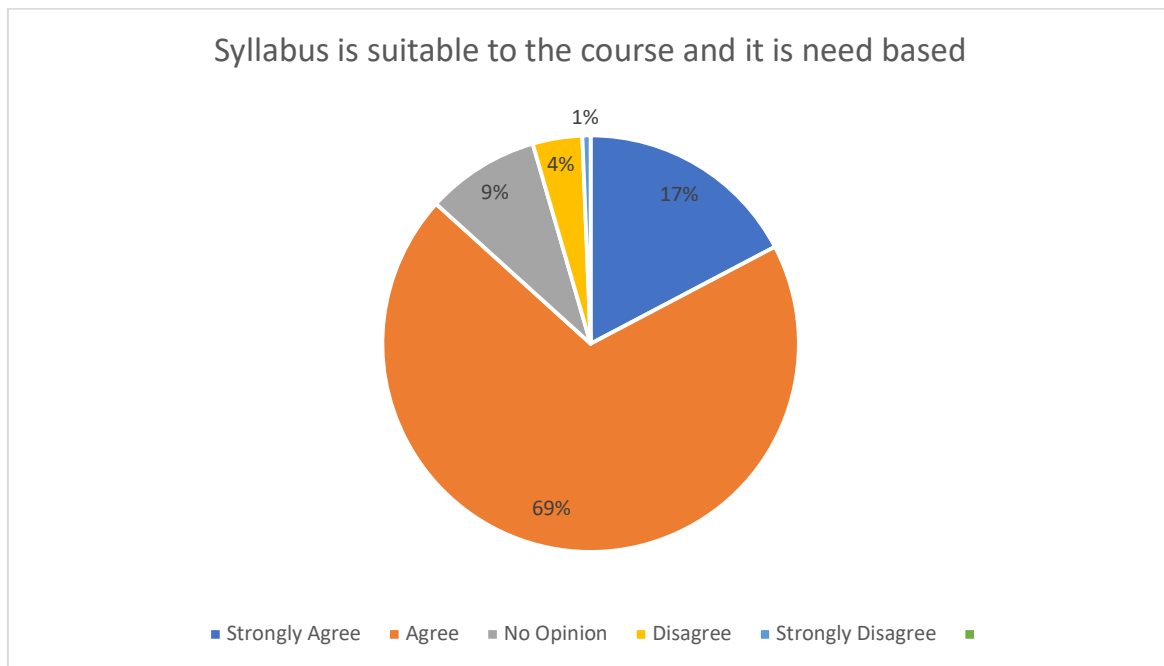


Table 3

Curriculum is frequently revised as per requirements

Agreement Level	Frequency	Per Cent
Strongly Agree	59	9.45
Agree	366	58.65
No Opinion	154	24.67
Disagree	38	6.08
Strongly Disagree	7	1.12
Total	624	100

Figure 3

Curriculum is frequently revised as per requirements

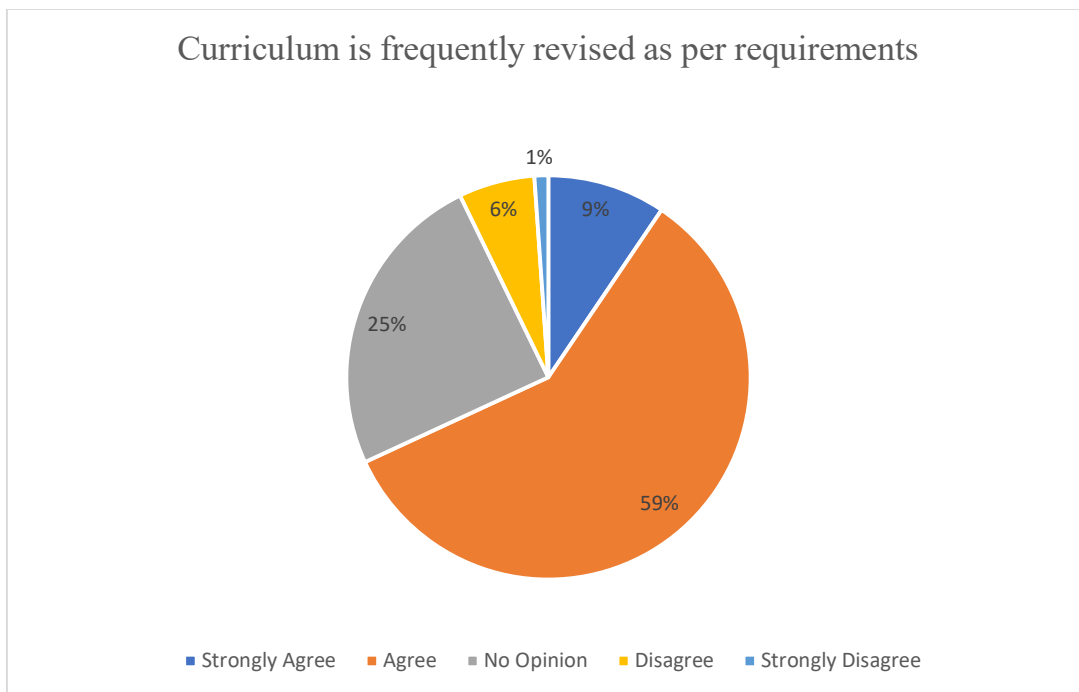


Table 4

Curriculum enables to get relevant knowledge and employment

Agreement Level	Frequency	Per Cent
Strongly Agree	72	11.53
Agree	392	62.82
No Opinion	113	18.10
Disagree	39	6.25
Strongly Disagree	8	1.28
Total	624	100

Figure 4

Curriculum enables to get relevant knowledge and employment

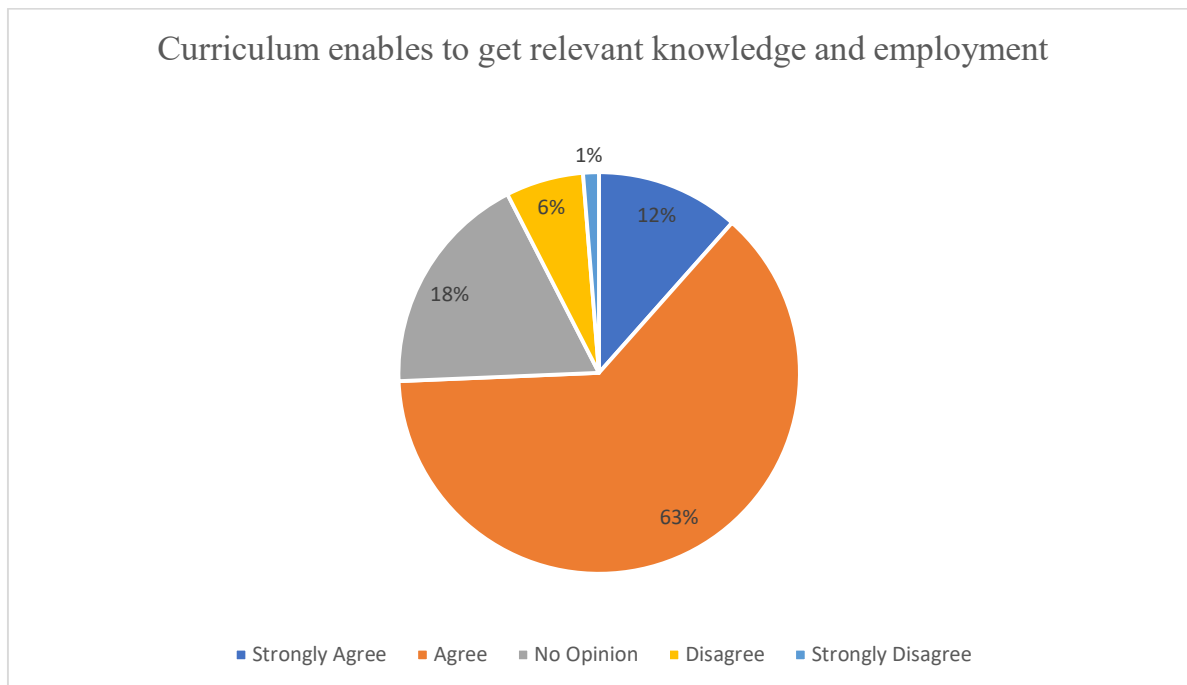


Table 5

Curriculum facilitates you in cognitive, social and emotional growth

Agreement Level	Frequency	Per Cent
Strongly Agree	78	12.50
Agree	390	62.50
No Opinion	116	18.58
Disagree	30	4.80
Strongly Disagree	10	1.60
Total	624	100

Figure 5

Curriculum facilitates you in cognitive, social and emotional growth

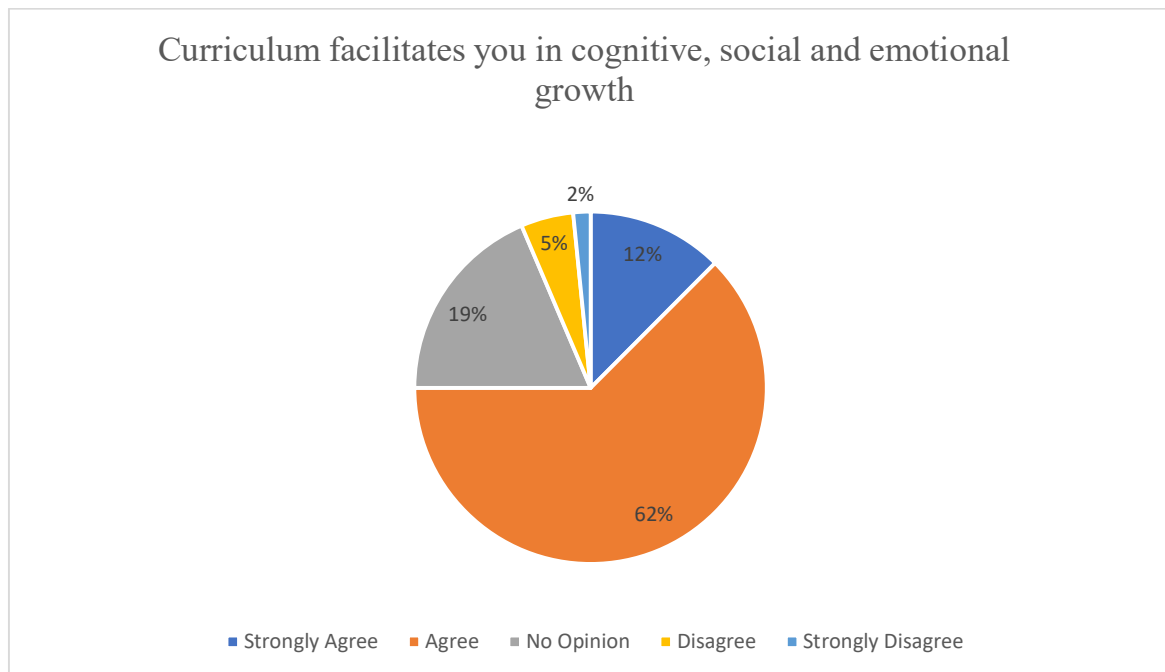


Table 6

The curriculum helps in improving the quality of the teaching learning process

Agreement Level	Frequency	Per Cent
Strongly Agree	97	15.54
Agree	414	66.34
No Opinion	83	13.30
Disagree	23	3.68
Strongly Disagree	7	1.12
Total	624	100

Figure 6

The curriculum helps in improving the quality of the teaching learning process

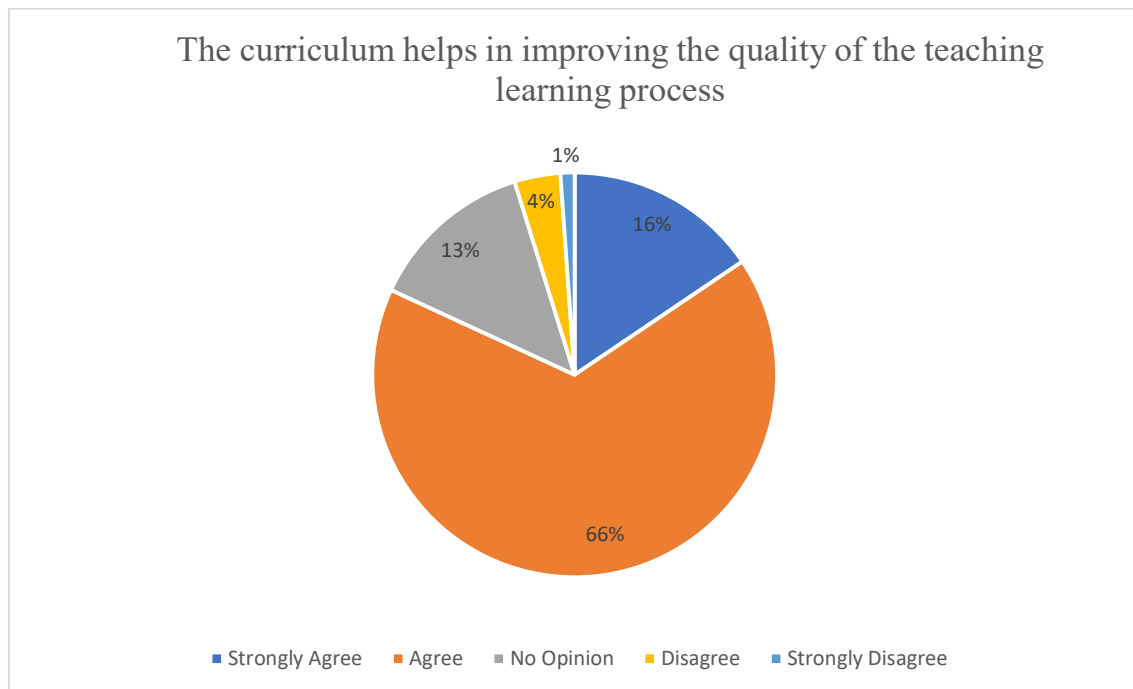


Table 7

The curriculum inculcates soft skills, life skills and employability skills to make you ready for the world of work

Agreement Level	Frequency	Per Cent
Strongly Agree	78	24.07
Agree	325	52.08
No Opinion	130	20.83
Disagree	72	11.53
Strongly Disagree	19	3.04
Total	624	100

Figure 7

The curriculum inculcates soft skills, life skills and employability skills to make you ready for the world of work

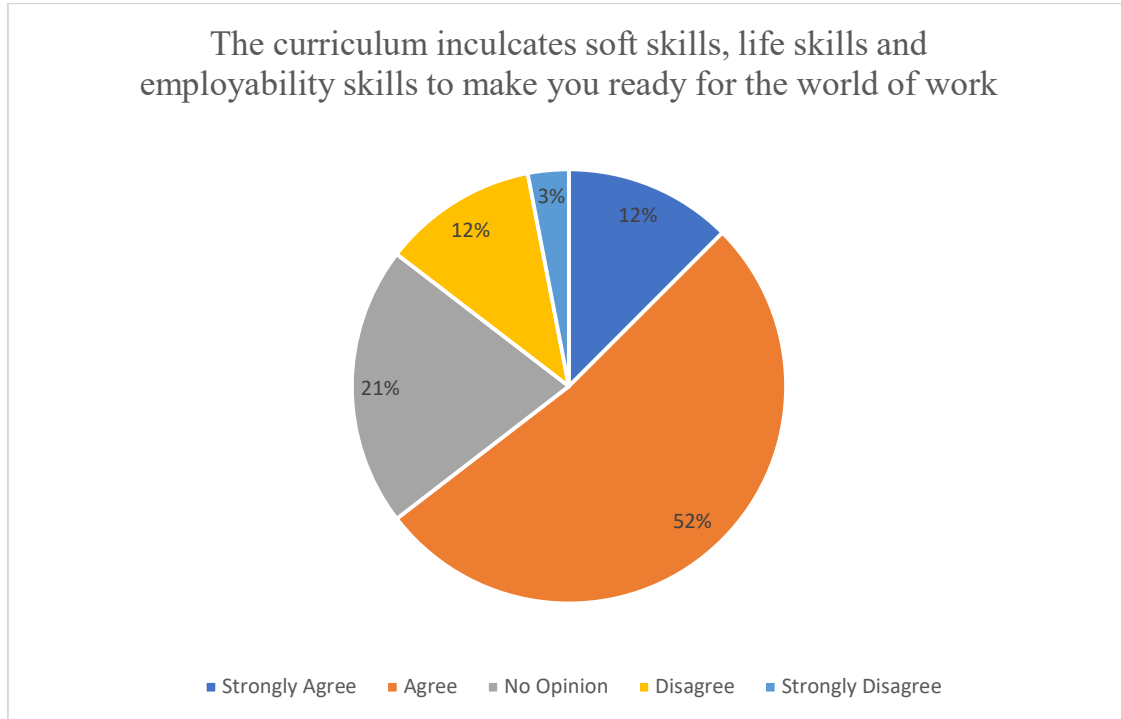


Table 8

Sufficient number of co-curricular activities were arranged during your study period

Agreement Level	Frequency	Per Cent
Strongly Agree	61	9.77
Agree	354	56.73
No Opinion	127	20.35
Disagree	68	10.89
Strongly Disagree	14	2.24
Total	624	100

Figure 8

Sufficient number of co-curricular activities were arranged during your study period

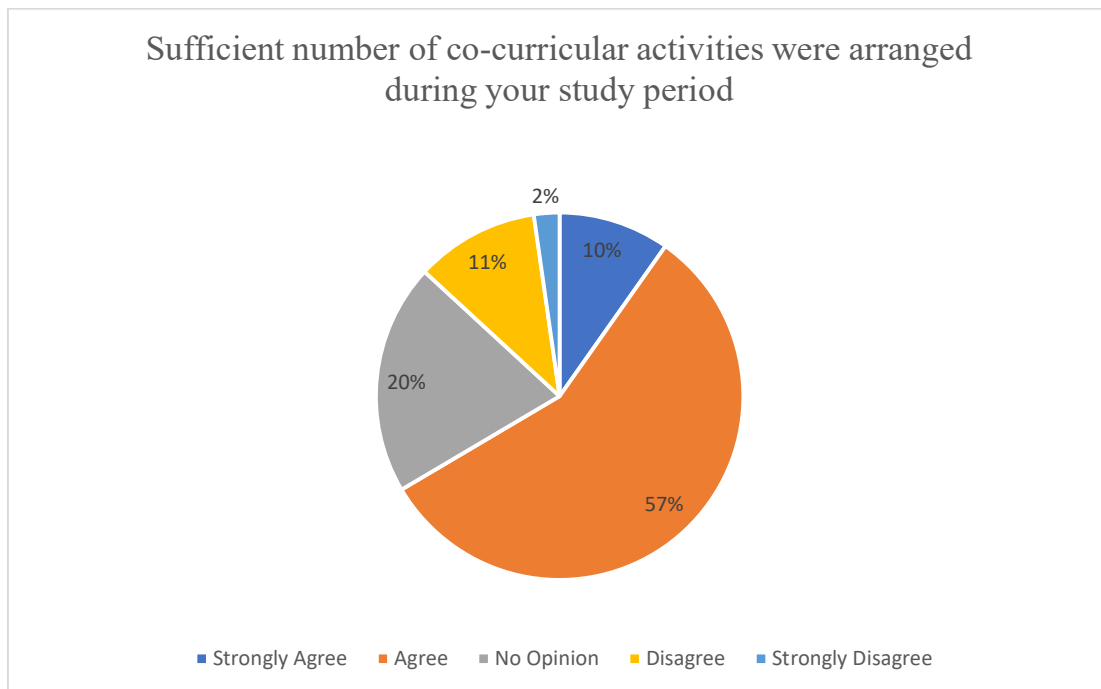


Table 9

The teachers identify your strength and encourages you with providing right level of challenges

Agreement Level	Frequency	Per Cent
Strongly Agree	130	20.83
Agree	353	56.57
No Opinion	91	14.58
Disagree	41	6.57
Strongly Disagree	9	1.44
Total	624	100

Figure 9

The teachers identify your strength and encourages you with providing right level of challenges

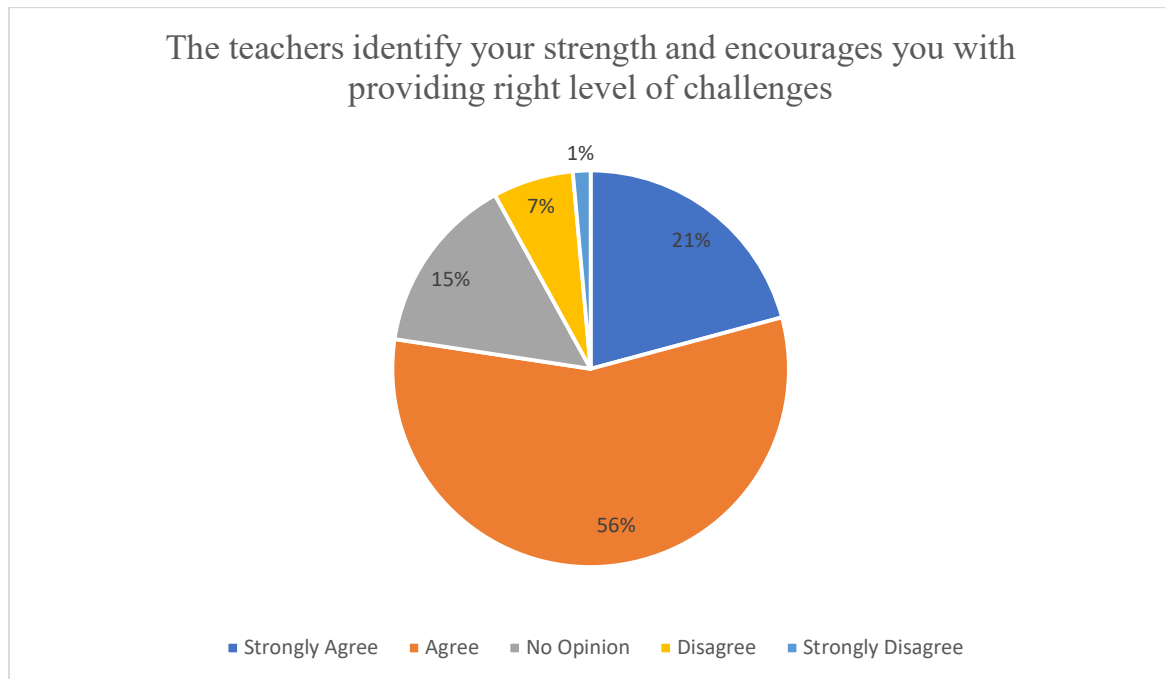


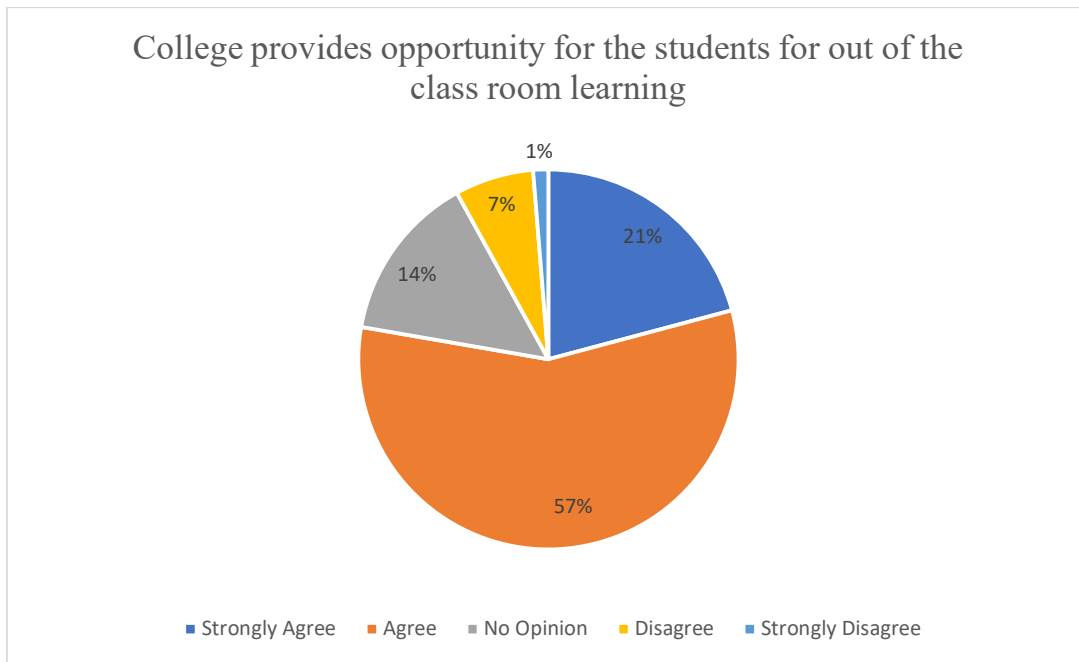
Table 10

College provides opportunity for the students for out of the class room learning (invited lectures, seminars workshop, value added programmes, conferences, competitions etc.)

Agreement Level	Frequency	Per Cent
Strongly Agree	130	20.83
Agree	355	56.89
No Opinion	89	14.26
Disagree	42	6.73
Strongly Disagree	8	1.28
Total	624	100

Figure 10

College provides opportunity for the students for out of the class room learning (invited lectures, seminars workshop, value added programmes, conferences, competitions etc.)



Report

According to industry standards and contemporary technology, it is vital to upgrade the students knowledge level. Meetings, workshops, conferences, and other events can be held on time to accomplish this. In fact, 392 students out of 624 respondents said that the current curriculum aids in instilling in them employability, life, and soft skills crucial for their future demands. Overall, 390 students felt that the curriculum had given the chance to facilitate social cognitive and emotional growth in their life. They said they also got opportunities to study outside of the classroom through a variety of programs like conferences, workshops, seminars, and value-added events. Compared to other students, they anticipated more extracurricular learning activities.

FEEDBACK REPORT

Alumni Feedback

Table 11

The Course is relevant to the present job

Agreement Level	Frequency	Per Cent
Strongly Agree	79	42.02
Agree	76	40.42
No Opinion	14	7.45
Disagree	15	7.99
Strongly Disagree	4	2.12
Total	188	100

Figure 11

The Course is relevant to the present job

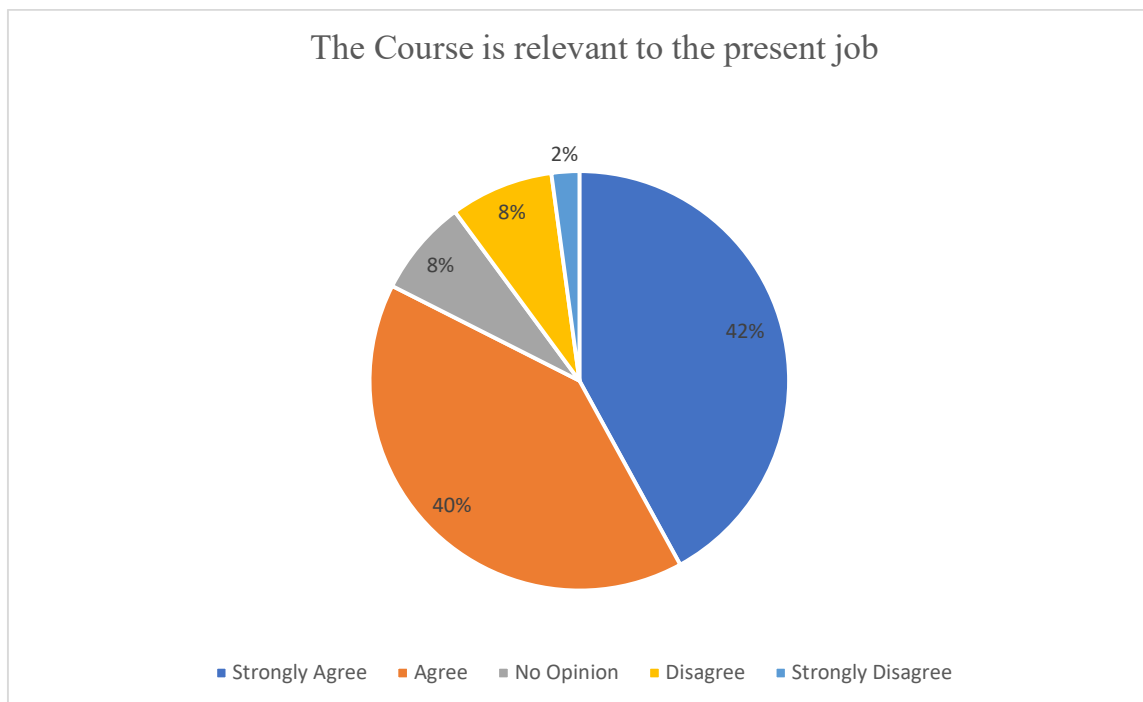


Table 12

The curriculum builds ability to solve workplace problems

Agreement Level	Frequency	Per Cent
Strongly Agree	47	25.00
Agree	98	52.12
No Opinion	30	15.95
Disagree	11	5.85
Strongly Disagree	2	1.06
Total	188	100

Figure 12

The curriculum builds ability to solve workplace problems

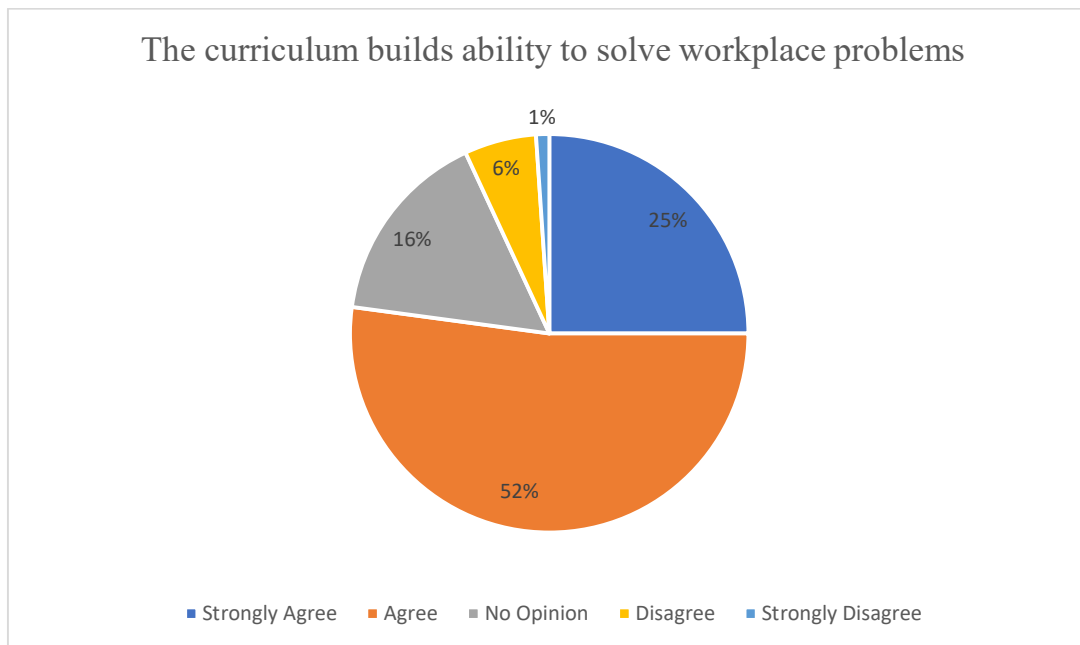


Table 13

The College provides adequate facilities for projects and research

Agreement Level	Frequency	Per Cent
Strongly Agree	36	19.14
Agree	95	50.53
No Opinion	43	22.87
Disagree	11	5.85
Strongly Disagree	3	1.59
Total	188	100

Figure 13

The College provides adequate facilities for projects and research

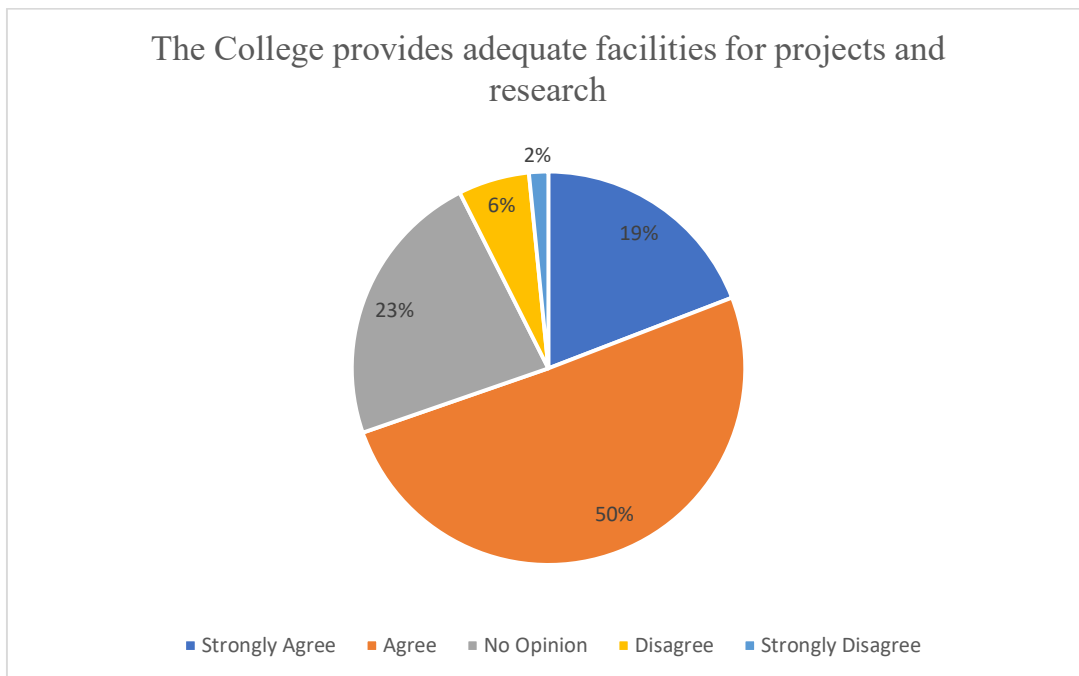


Table 14

The curriculum enables one to get relevant knowledge and employment

Agreement Level	Frequency	Per Cent
Strongly Agree	51	27.12
Agree	103	54.78
No Opinion	27	14.36
Disagree	5	2.65
Strongly Disagree	2	1.06
Total	188	100

Figure 14

The curriculum enables one to get relevant knowledge and employment

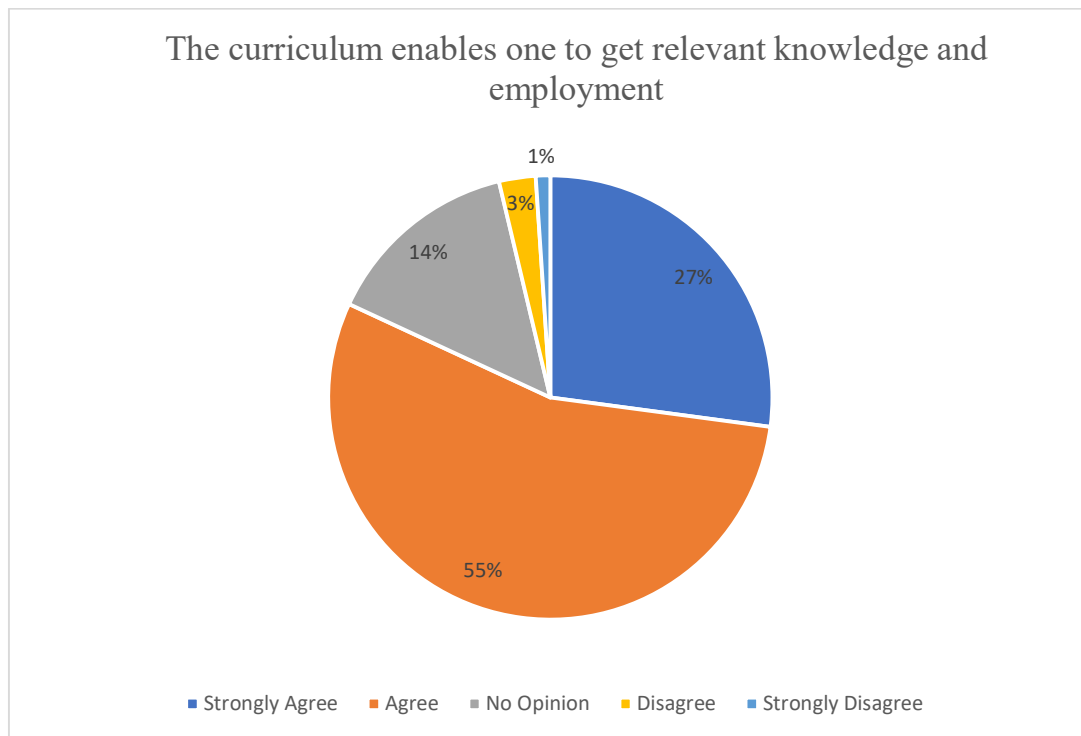


Table 15

The curriculum accommodates courses with experimental learning

Agreement Level	Frequency	Per Cent
Strongly Agree	31	16.48
Agree	106	56.38
No Opinion	37	19.68
Disagree	13	6.91
Strongly Disagree	1	0.53
Total	188	100

Figure 15

The curriculum accommodates courses with experimental learning

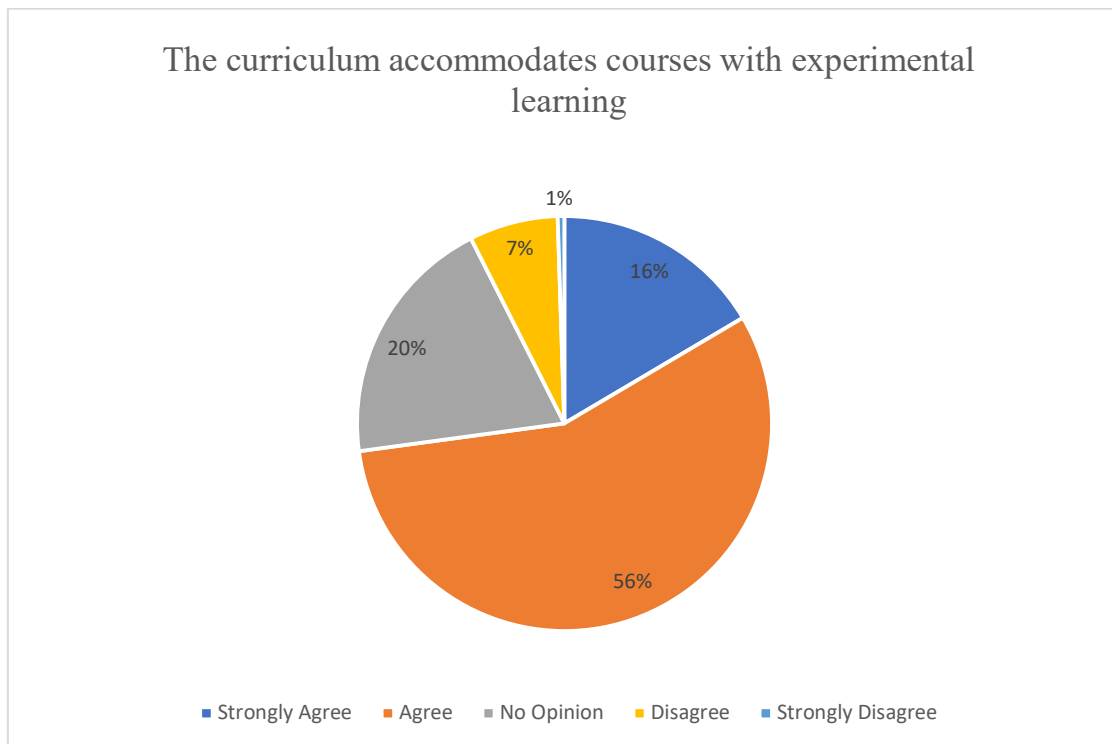


Table 16

The learning ambience is good

Agreement Level	Frequency	Per Cent
Strongly Agree	65	34.57
Agree	104	55.31
No Opinion	14	7.44
Disagree	4	2.12
Strongly Disagree	1	0.53
Total	188	100

Figure 16

The learning ambience is good

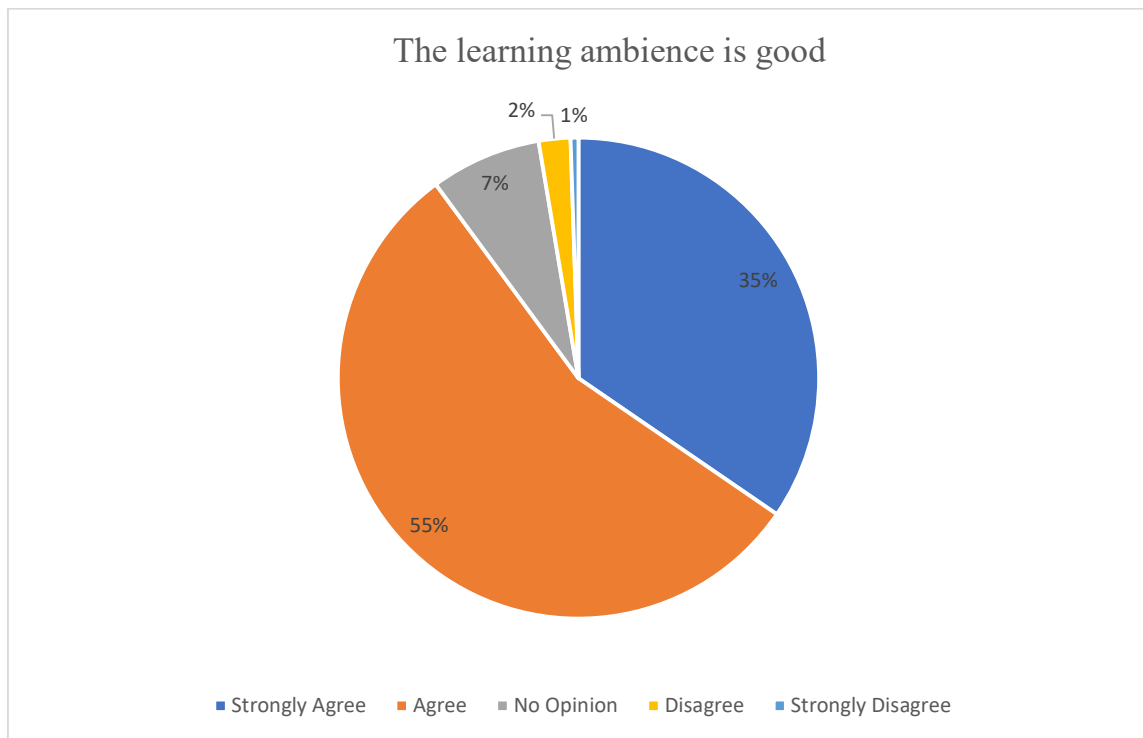


Table 17

The institution/ faculty helped in placement and higher education

Agreement Level	Frequency	Per Cent
Strongly Agree	34	18.08
Agree	70	37.23
No Opinion	54	28.72
Disagree	23	12.23
Strongly Disagree	7	3.72
Total	188	100

Figure 17

The institution/ faculty helped in placement and higher education

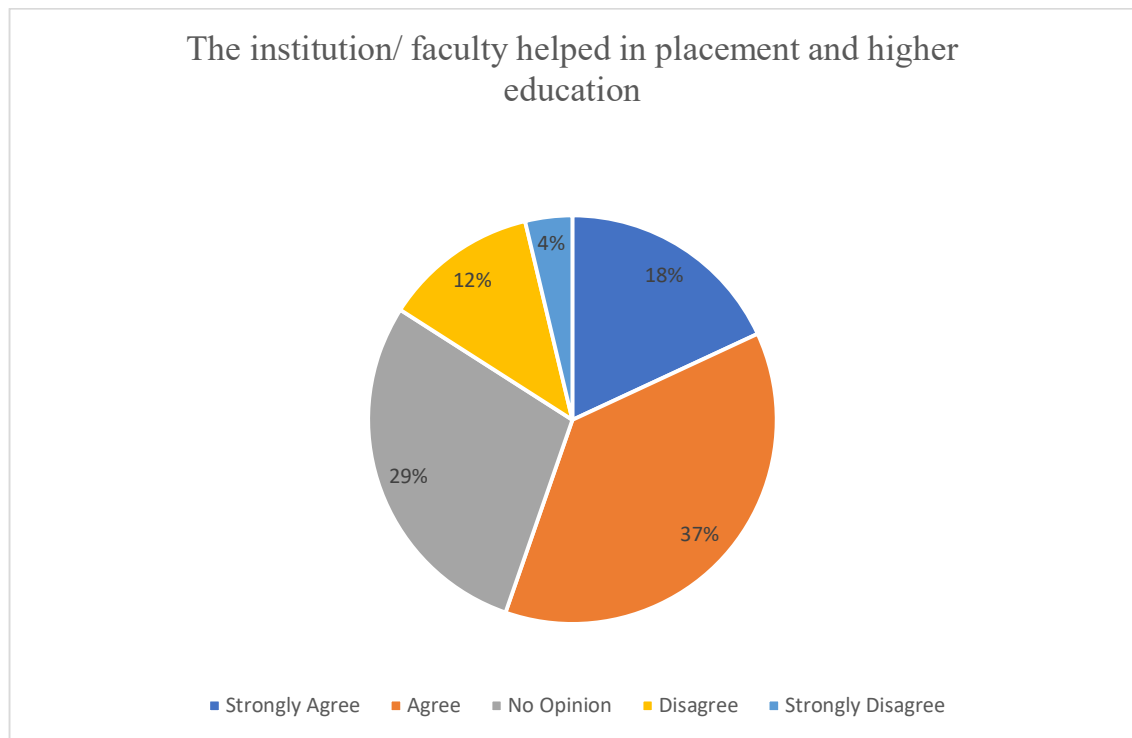


Table 18

The institution offers sufficient scholarship to deserving students

Agreement Level	Frequency	Per Cent
Strongly Agree	36	19.14
Agree	85	45.21
No Opinion	51	27.12
Disagree	12	6.38
Strongly Disagree	4	2.12
Total	188	100

Figure 18

The institution offers sufficient scholarship to deserving students

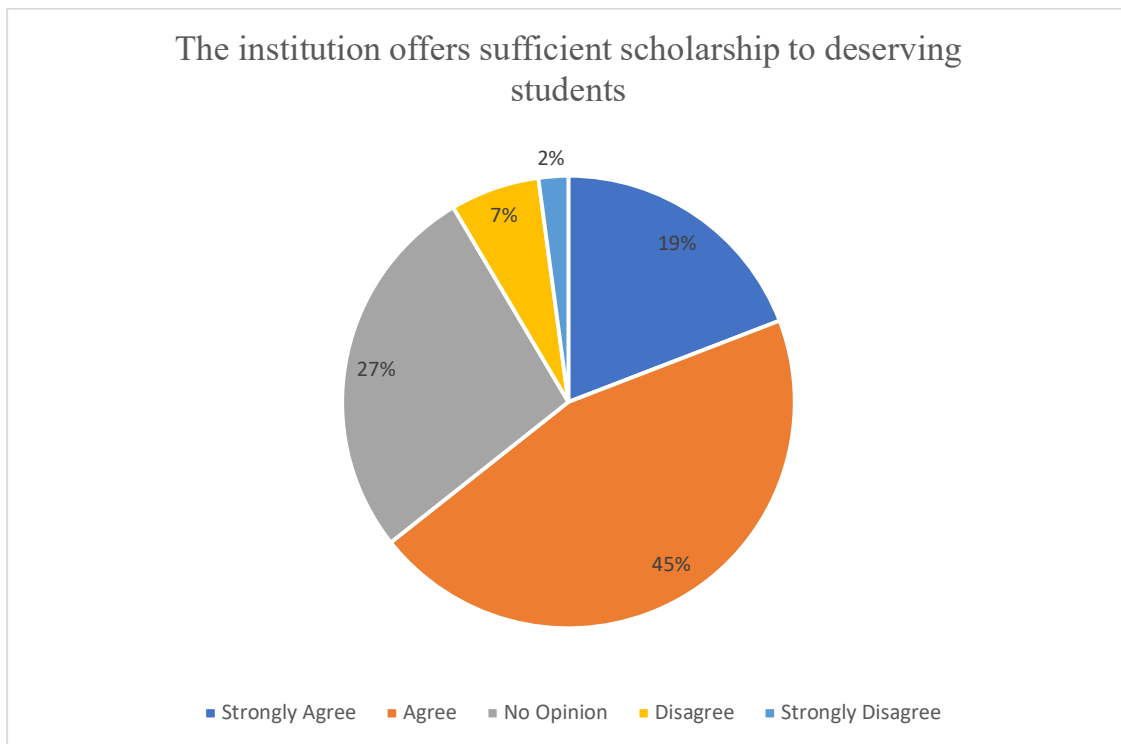


Table 19

Sufficient number of co-curricular activities were arranged during the study period

Agreement Level	Frequency	Per Cent
Strongly Agree	44	23.40
Agree	95	50.53
No Opinion	32	17.02
Disagree	14	7.44
Strongly Disagree	3	1.59
Total	188	100

Figure 19

Sufficient number of co-curricular activities were arranged during the study period

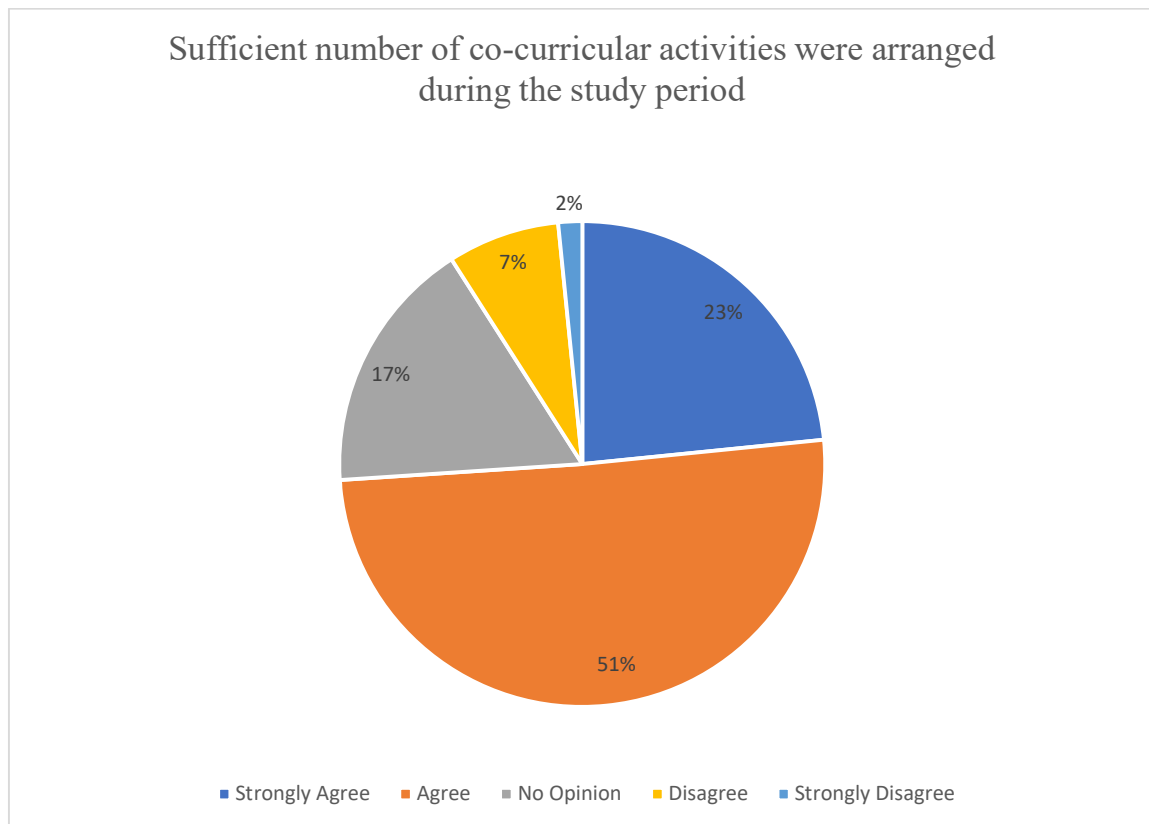


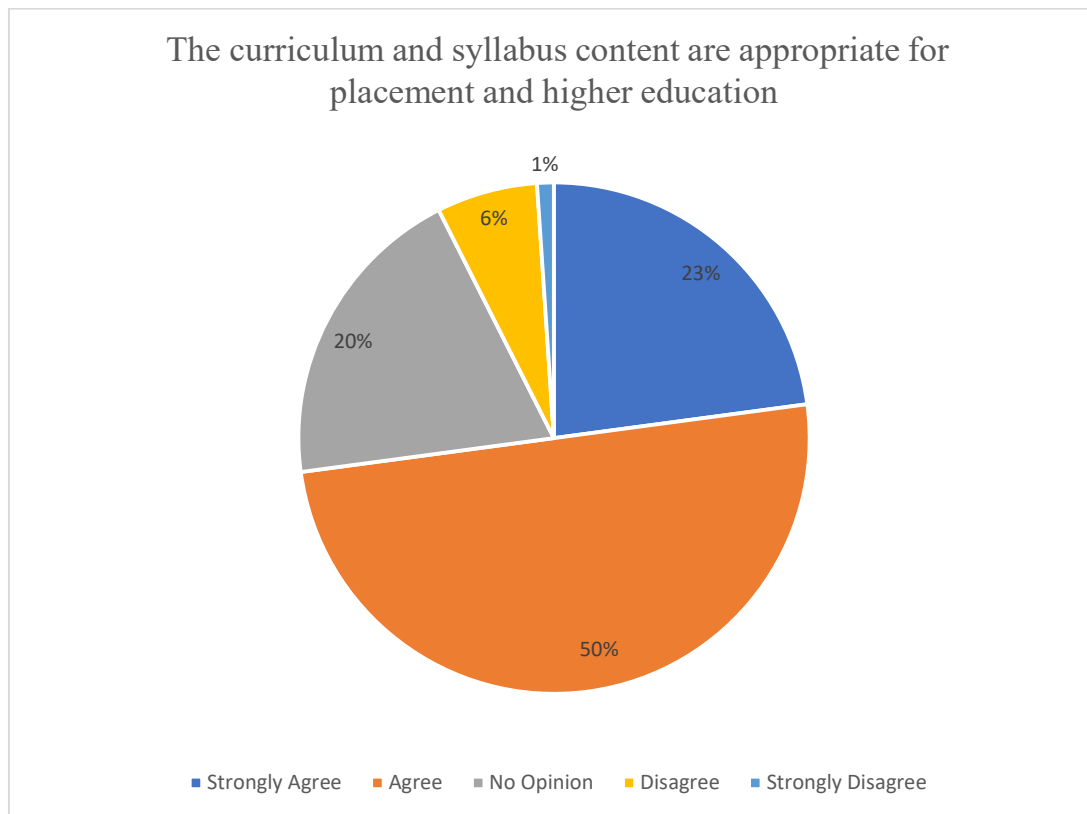
Table 20

The curriculum and syllabus content are appropriate for placement and higher education

Agreement Level	Frequency	Per Cent
Strongly Agree	43	22.87
Agree	94	50.00
No Opinion	37	19.68
Disagree	12	6.38
Strongly Disagree	2	1.06
Total	188	100

Figure 20

The curriculum and syllabus content are appropriate for placement and higher education



Report

Based on the input from former students, 80 percentage of alumni agreed that the course was relevant for their jobs. 145 students concur that the curriculum enhances their capacity to resolve work-related issues. As a result, they can succeed professionally as well. The curriculum and syllabus materials are appropriate for placement and higher education, according to 59.4% of alumnae. About the same, 20.3% of graduates strongly agreed.

FEEDBACK REPORT

Feedback of Teachers

Table 21

Curriculum and syllabus are need-based

Agreement Level	Frequency	Per Cent
Strongly Agree	6	12.24
Agree	36	73.46
No Opinion	4	8.16
Disagree	2	4.08
Strongly Disagree	1	2.04
Total	49	100

Figure 21

Curriculum and syllabus are need-based

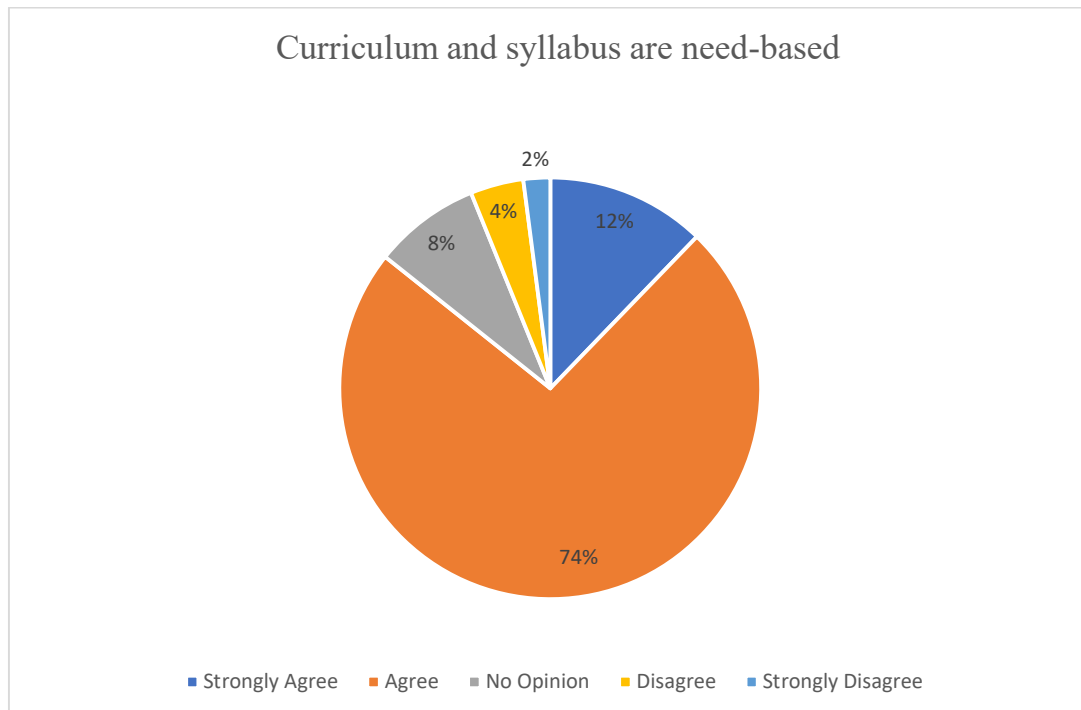


Table 22

The course outcomes are well defined and clear

Agreement Level	Frequency	Per Cent
Strongly Agree	8	16.32
Agree	31	63.26
No Opinion	6	12.24
Disagree	2	4.08
Strongly Disagree	2	4.08
Total	49	100

Figure 22

The course outcomes are well defined and clear

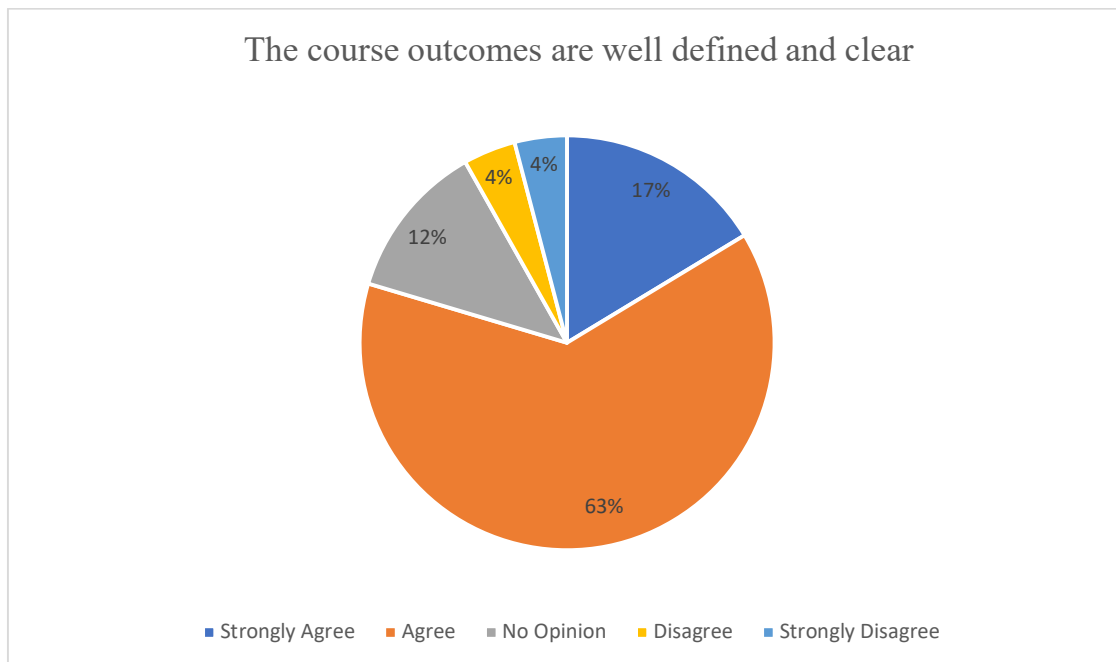


Table 23

Sufficient number of relevant reading material and digital resources is available in the library

Agreement Level	Frequency	Per Cent
Strongly Agree	8	16.32
Agree	26	53.06
No Opinion	7	14.28
Disagree	6	12.24
Strongly Disagree	2	4.08
Total	49	100

Figure 23

Sufficient number of relevant reading material and digital resources is available in the library

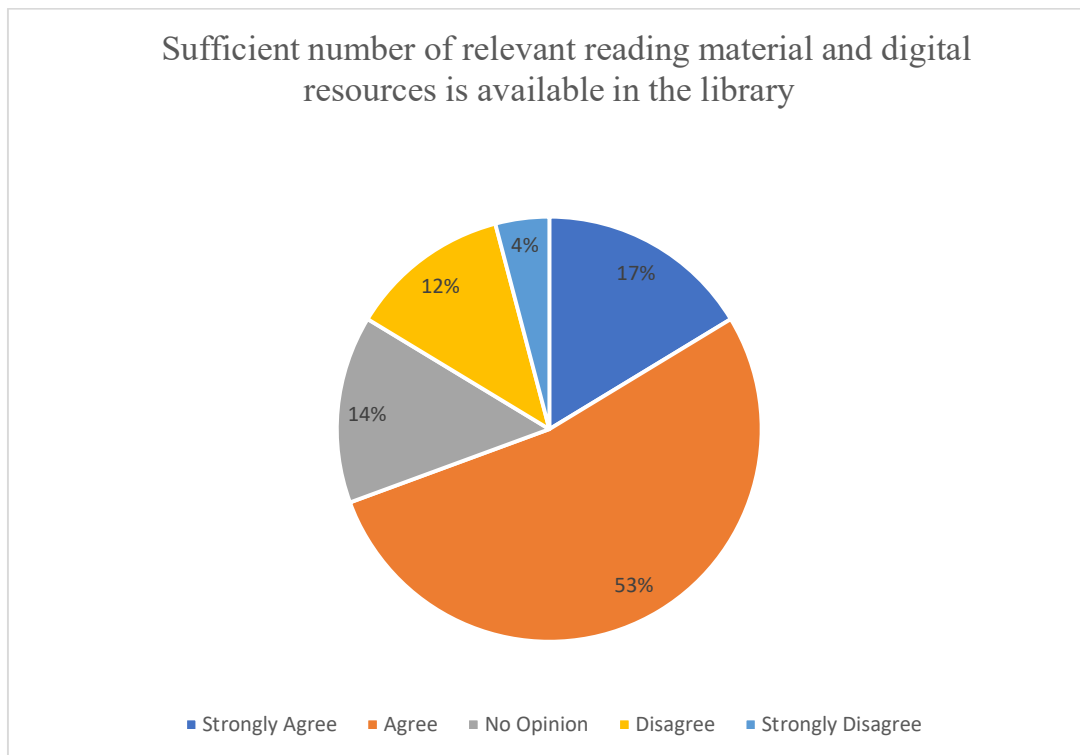


Table 24

The course has good balance between theory and application

Agreement Level	Frequency	Per Cent
Strongly Agree	3	6.12
Agree	34	69.38
No Opinion	10	20.40
Disagree	1	2.04
Strongly Disagree	1	2.04
Total	49	100

Figure 24

The course has good balance between theory and application

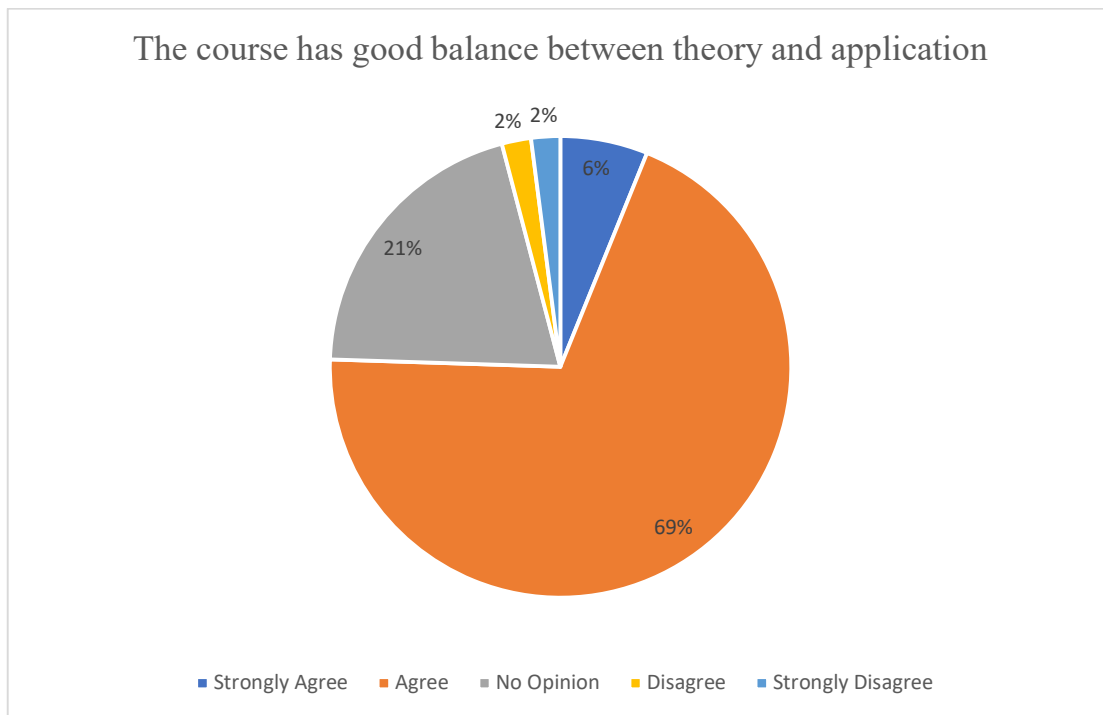


Table 25

The course syllabus of this course increased my knowledge and perspective in the subject area

Agreement Level	Frequency	Per Cent
Strongly Agree	8	16.32
Agree	34	69.38
No Opinion	5	10.20
Disagree	1	2.04
Strongly Disagree	1	2.04
Total	49	100

Figure 25

The course syllabus of this course increased my knowledge and perspective in the subject area

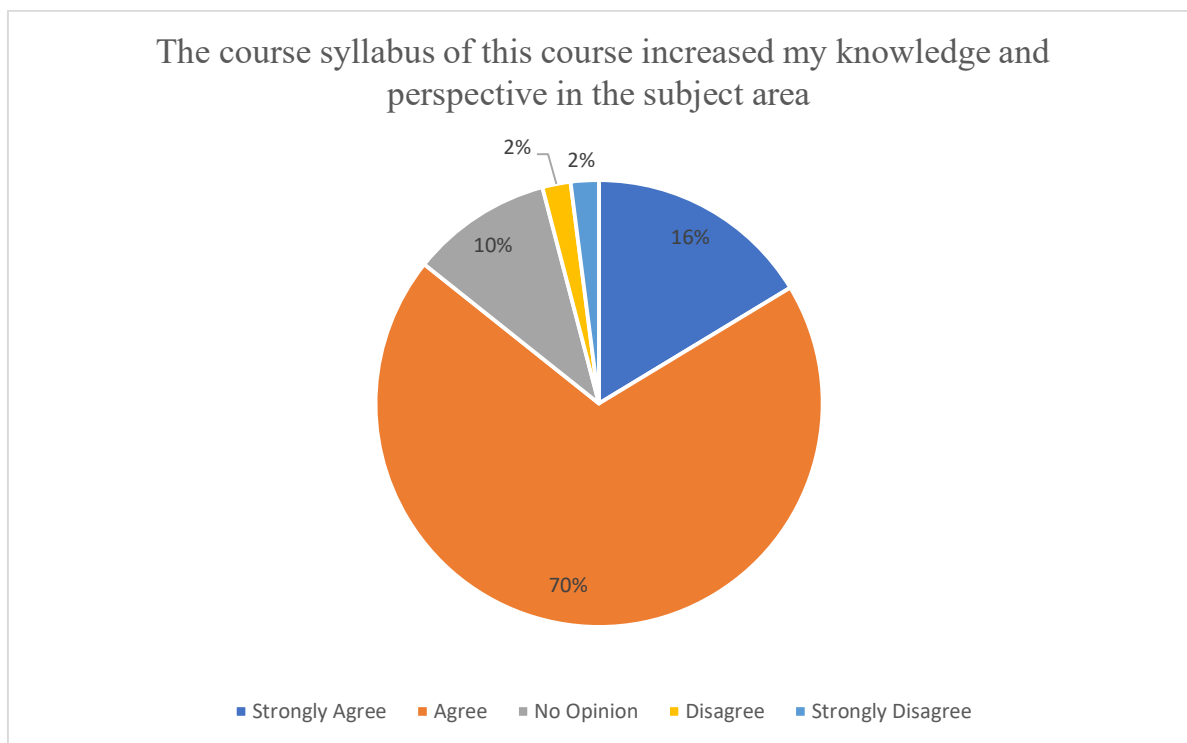


Table 26

I have the freedom to propose modify /suggest and incorporate new topics in the syllabus through proper forum

Agreement Level	Frequency	Per Cent
Strongly Agree	1	2.04
Agree	19	38.77
No Opinion	17	34.69
Disagree	10	20.40
Strongly Disagree	2	4.08
Total	49	100

Figure 26

I have the freedom to propose modify /suggest and incorporate new topics in the syllabus through proper forum

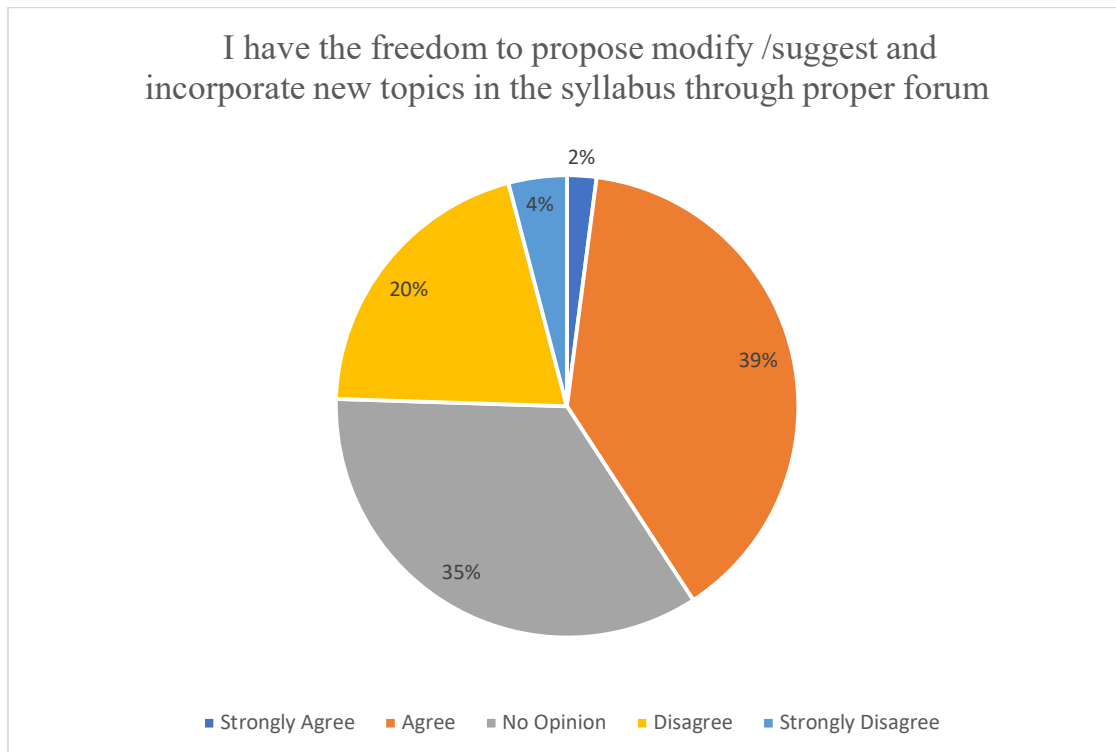


Table 27

I have the freedom to adopt new techniques / education tools/ strategy in teaching

Agreement Level	Frequency	Per Cent
Strongly Agree	11	22.44
Agree	30	61.22
No Opinion	6	12.24
Disagree	1	2.04
Strongly Disagree	1	2.04
Total	49	100

Figure 27

I have the freedom to adopt new techniques / education tools/ strategies in teaching

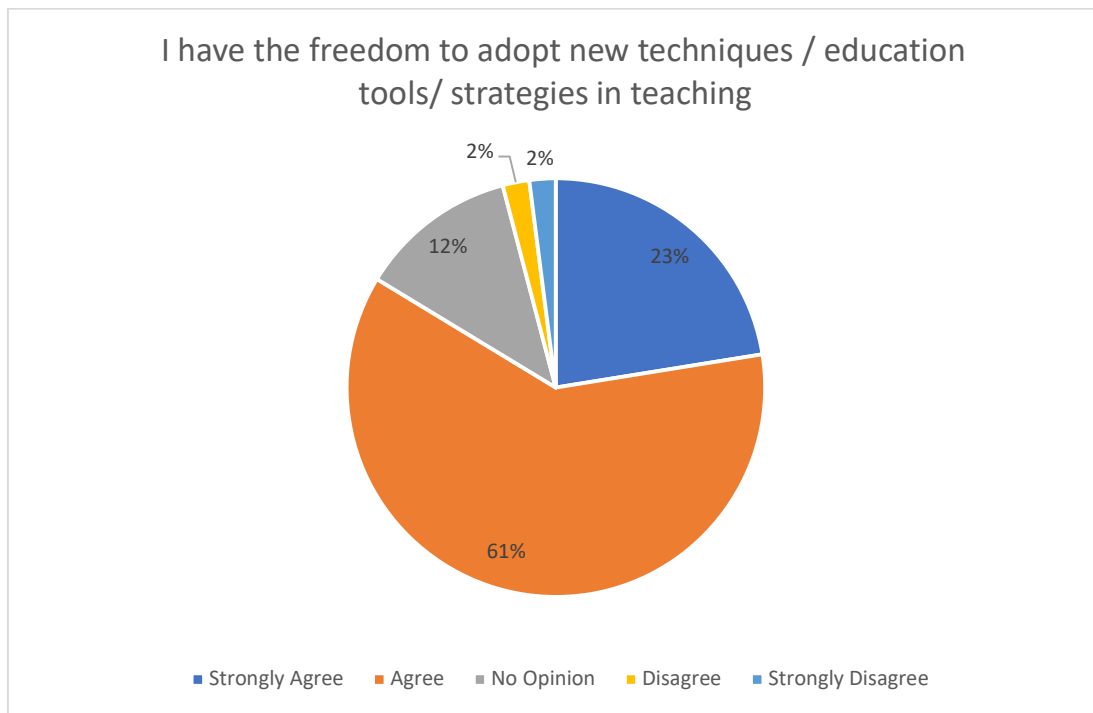


Table 28

I am able to achieve the minimum required course outcome attainment level for my class

Agreement Level	Frequency	Per Cent
Strongly Agree	8	16.32
Agree	35	71.42
No Opinion	3	6.12
Disagree	2	4.08
Strongly Disagree	1	2.04
Total	49	100

Figure 28

I am able to achieve the minimum required course outcome attainment level for my class

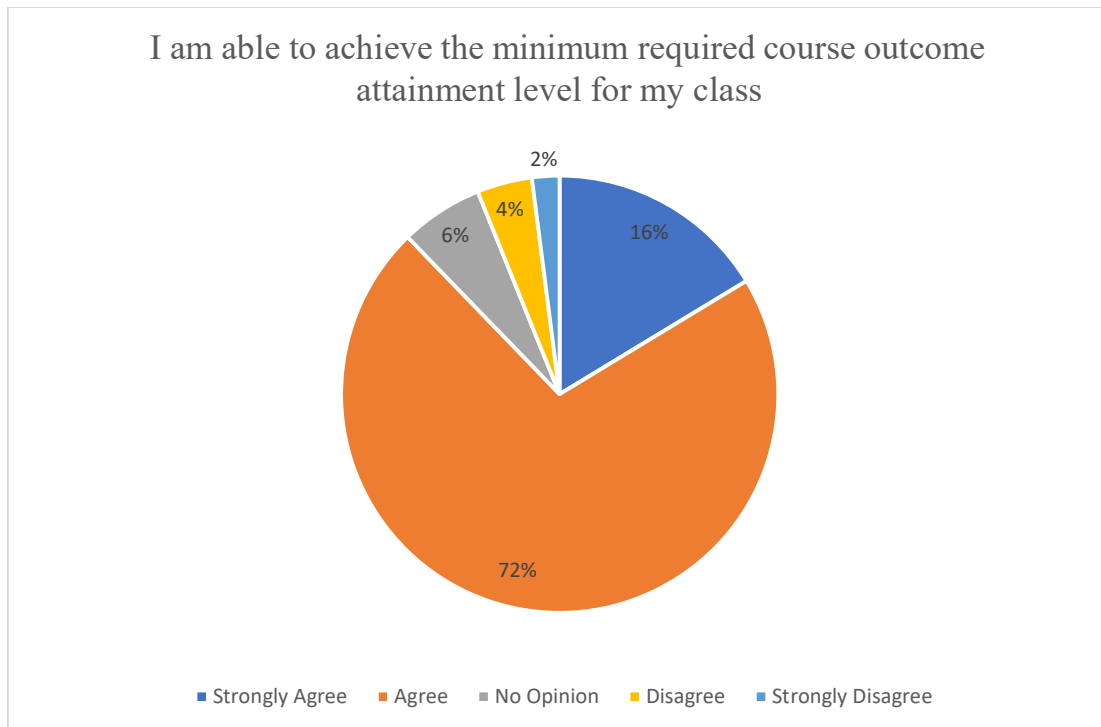


Table 29

The programme of studies carries sufficient number of optional courses

Agreement Level	Frequency	Per Cent
Strongly Agree	2	4.08
Agree	32	65.30
No Opinion	8	16.32
Disagree	6	12.24
Strongly Disagree	1	2.04
Total	49	100

Figure 29

The programme of studies carries sufficient number of optional courses

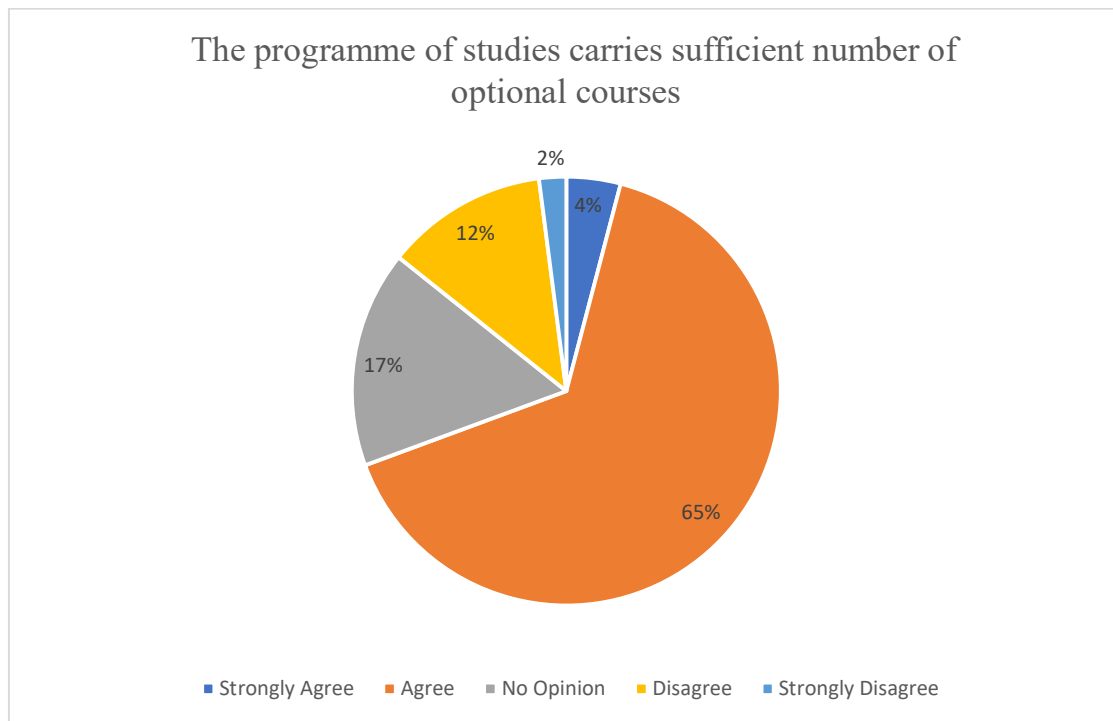


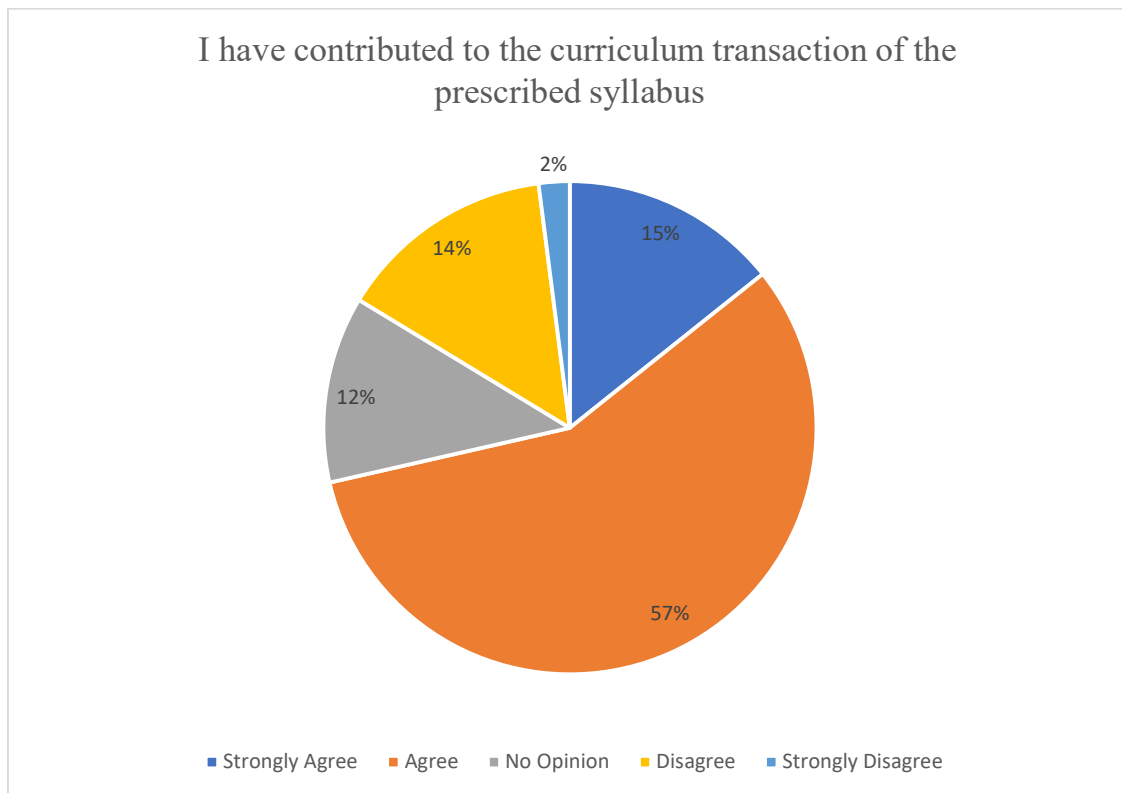
Table 30

I have contributed to the curriculum transaction of the prescribed syllabus

Agreement Level	Frequency	Per Cent
Strongly Agree	7	14.28
Agree	28	57.14
No Opinion	6	12.24
Disagree	7	14.28
Strongly Disagree	1	2.04
Total	49	100

Figure 30

I have contributed to the curriculum transaction of the prescribed syllabus



Report

Of the 49 replies, 42 say that the curriculum and syllabus are need based. they also intimated they are free to use new methods and instructional resources while instructing students. When teaching, teachers often incorporate extra material outside the required syllabus. Of the teachers surveyed, 77% agreed that they had contributed to the curriculum as it was outlined in the syllabus. 14 percent of the educators strongly concurred. On this, 12% of the teachers had a neutral opinion. 14% of the instructors strongly disagreed with the statement, making up 16% of the teachers who disagreed.

FEEDBACK REPORT

Feedback of Employer

Table 31

What do you feel about the course's relevance to the programme

Agreement Level	Frequency	Per Cent
Excellent	7	38.88
Very Good	7	38.88
Good	3	16.66
Average	1	5.55
Total	18	100

Figure 31

What do you feel about the course's relevance to the programme

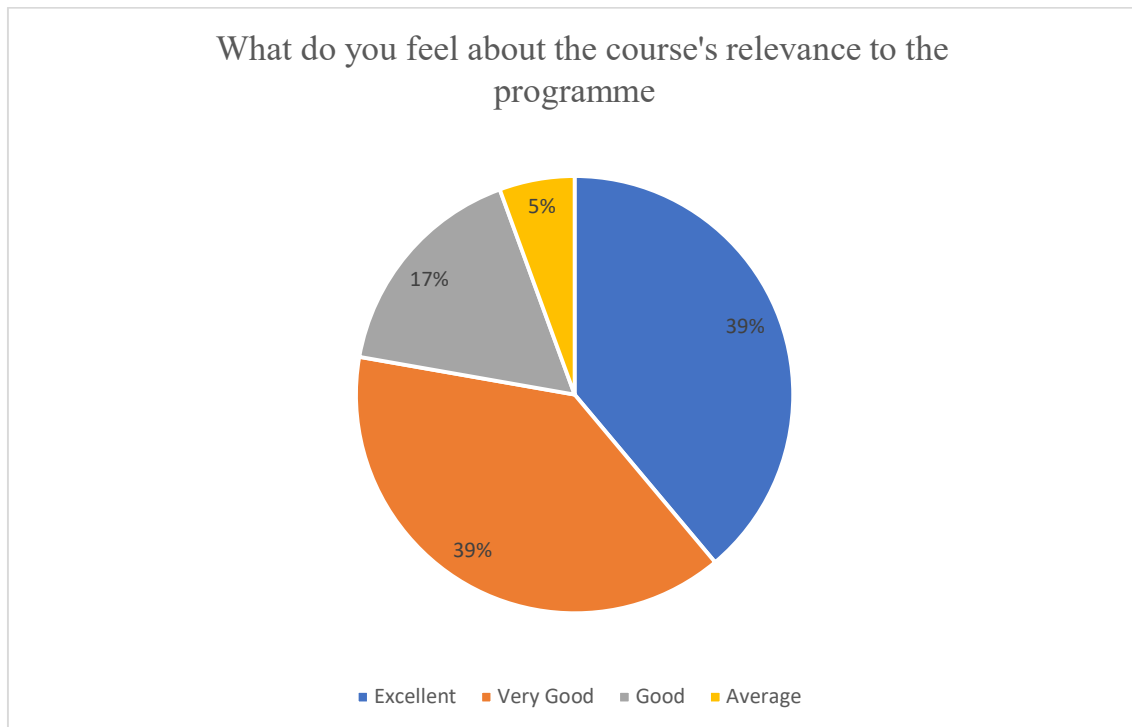


Table 32

How do you rate the sufficiency of the courses related to industry that are included in the programme

Agreement Level	Frequency	Per Cent
Excellent	8	44.44
Very Good	4	22.22
Good	5	27.77
Average	1	5.55
Total	18	100

Figure 32

How do you rate the sufficiency of the courses related to industry that are included in the programme

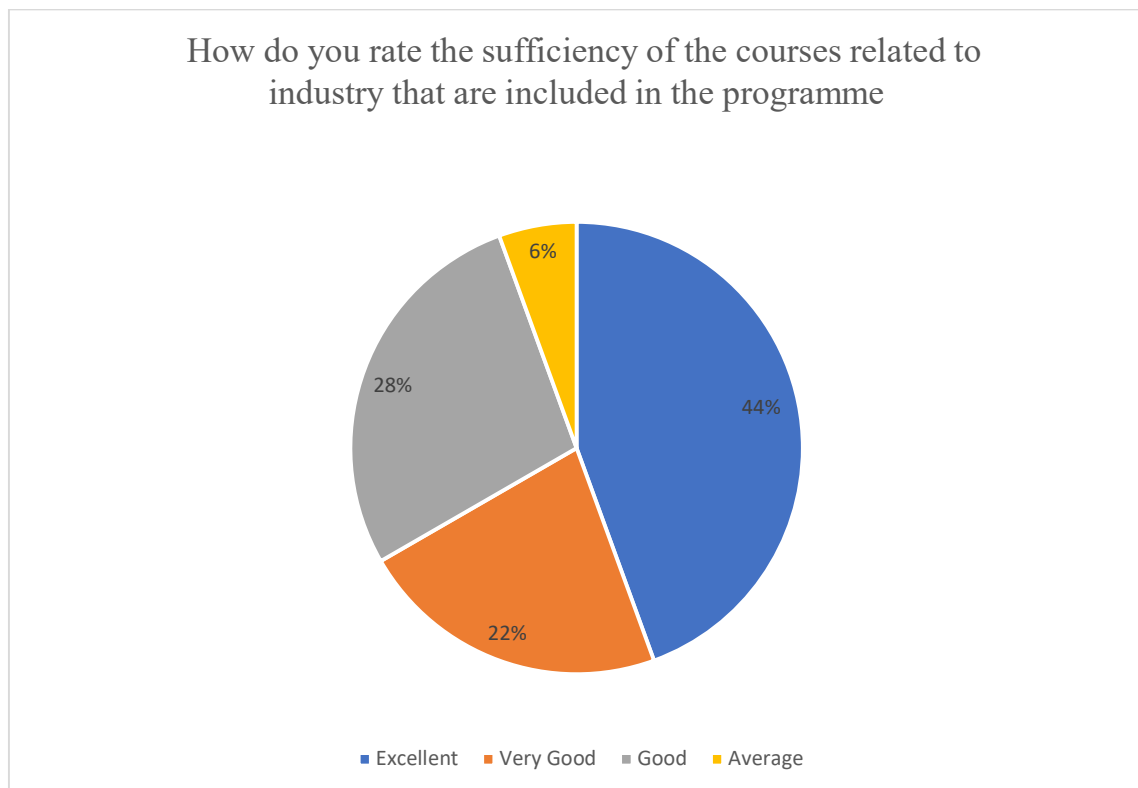


Table 33

How would you rate competencies/outcomes in respect to the course content

Agreement Level	Frequency	Per Cent
Excellent	7	38.88
Very Good	5	27.77
Good	4	22.22
Average	1	5.55
Poor	1	5.55
Total	18	100

Figure 33

How would you rate competencies/outcomes in respect to the course content

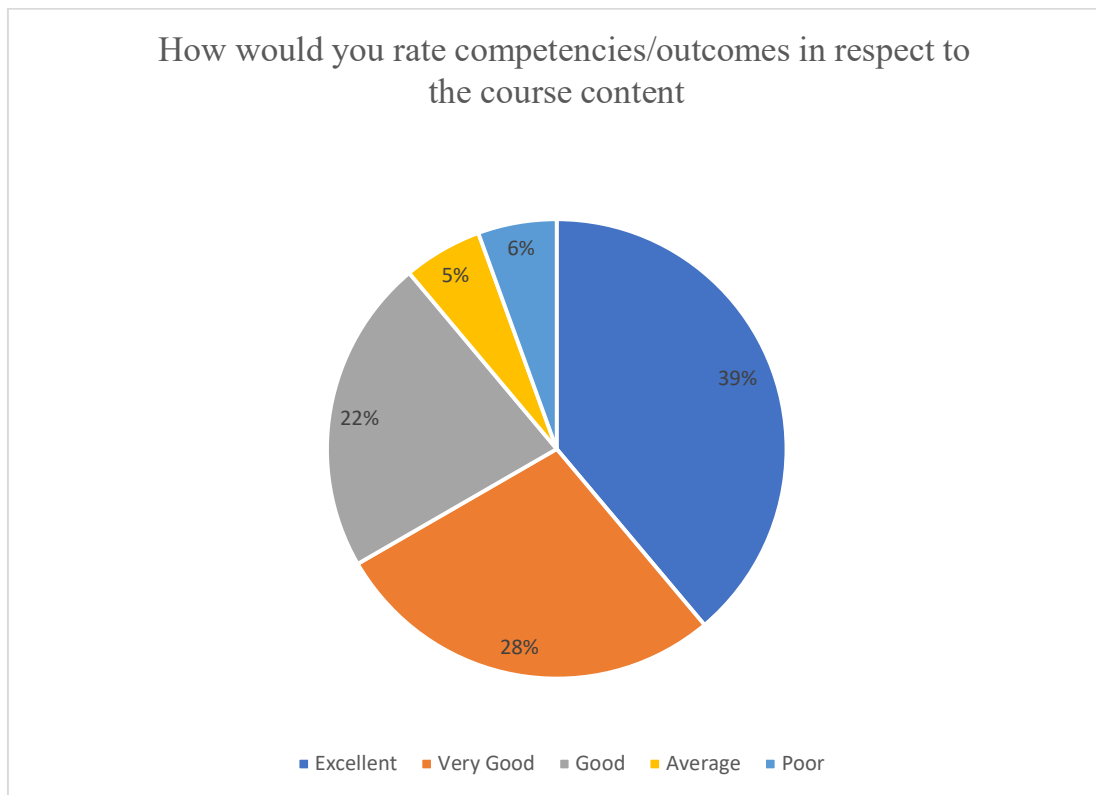


Table 34

How do you rate the relevance of the topics to the Industry

Agreement Level	Frequency	Per Cent
Excellent	6	33.33
Very Good	5	27.77
Good	6	33.33
Average	1	5.55
Total	18	100

Figure 34

How do you rate the relevance of the topics to the Industry

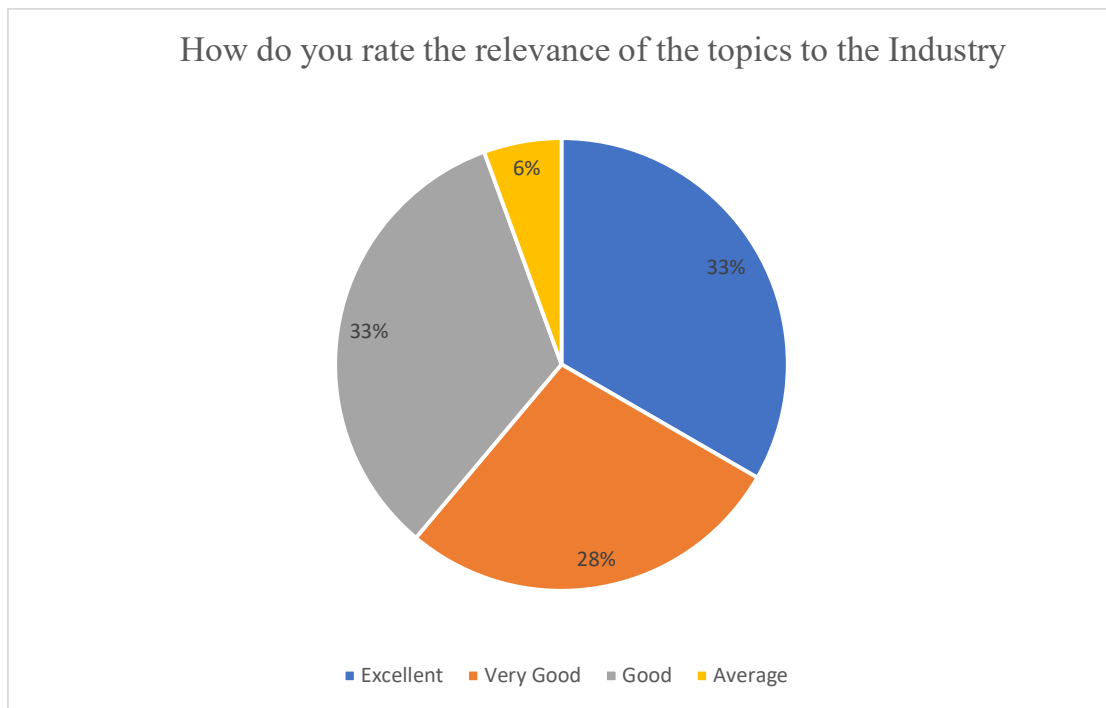


Table 35

How would you rate the offering of in comparison to the specialized streams

Agreement Level	Frequency	Per Cent
Excellent	6	33.33
Very Good	6	33.33
Good	3	16.66
Average	2	11.11
Poor	1	5.55
Total	18	100

Figure 35

How would you rate the offering of in comparison to the specialized streams

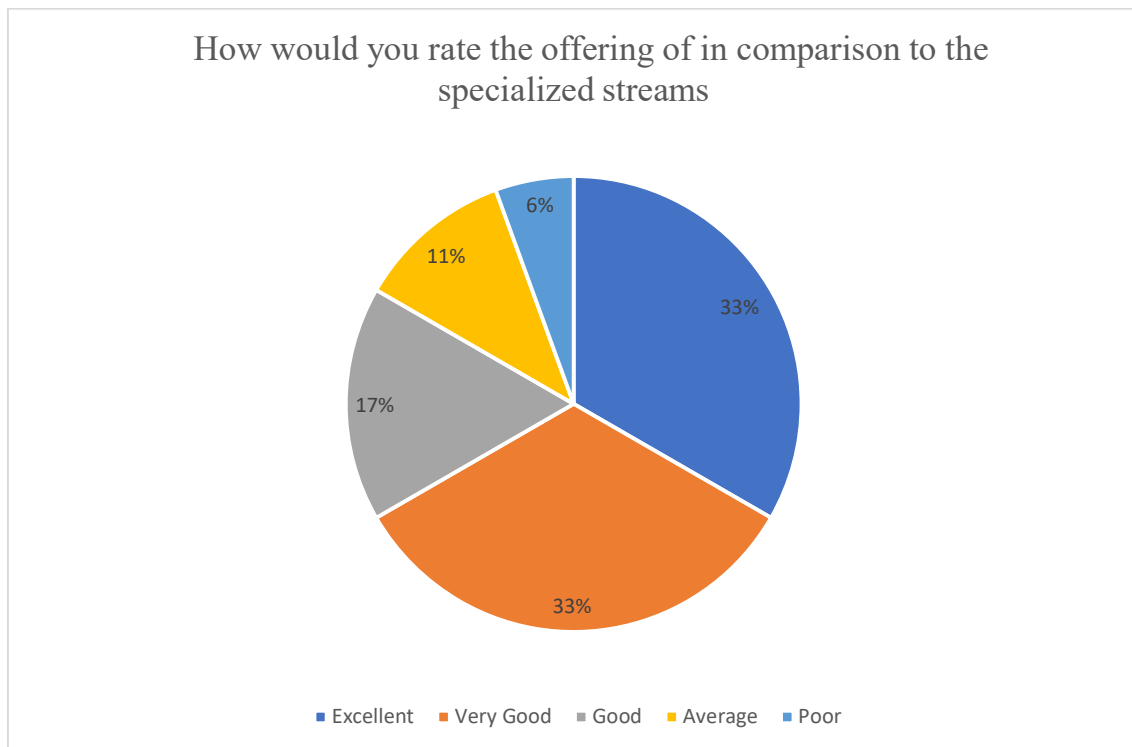


Table 36

How do you grade the elective offerings in regard to technological advancements

Agreement Level	Frequency	Per Cent
Excellent	4	22.22
Very Good	8	44.44
Good	4	22.22
Average	2	11.11
Total	18	100

Figure 36

How do you grade the elective offerings in regard to technological advancements

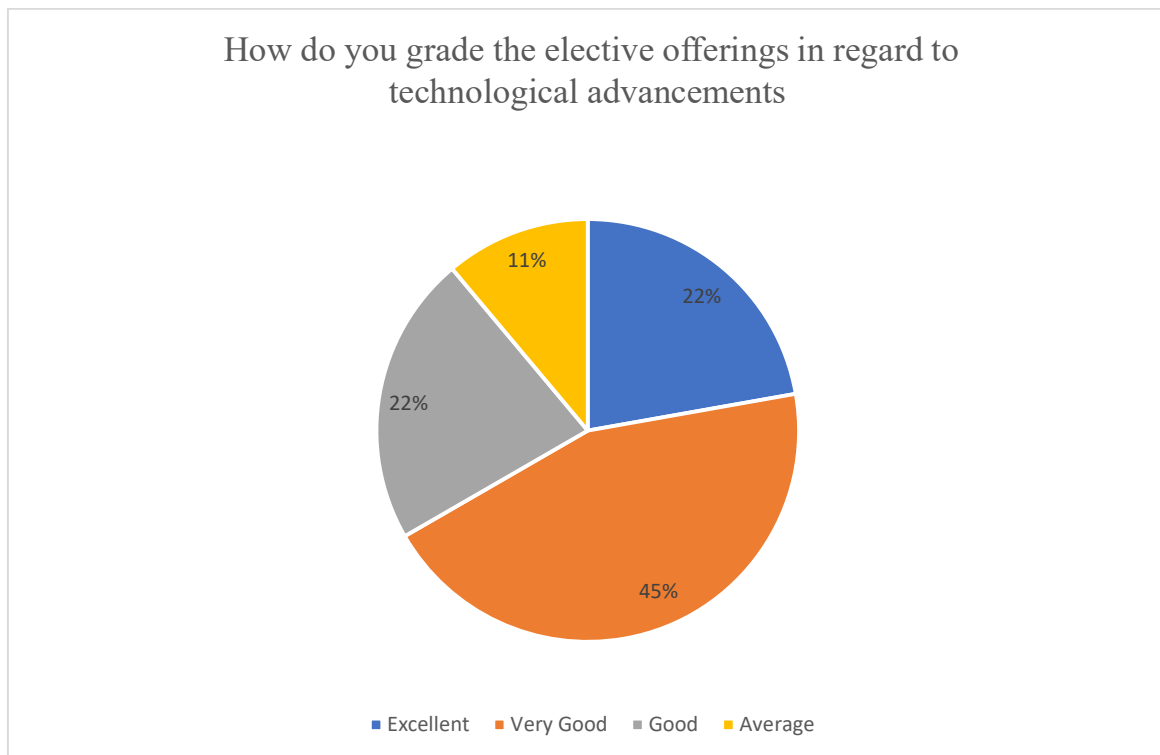


Table 37

How do you rate the domains' and tools' applicability in terms of existing industry practices

Agreement Level	Frequency	Per Cent
Excellent	4	22.22
Very Good	7	38.88
Good	5	27.77
Average	1	5.55
Poor	1	5.55
Total	18	100

Figure 37

How do you rate the domains' and tools' applicability in terms of existing industry practices

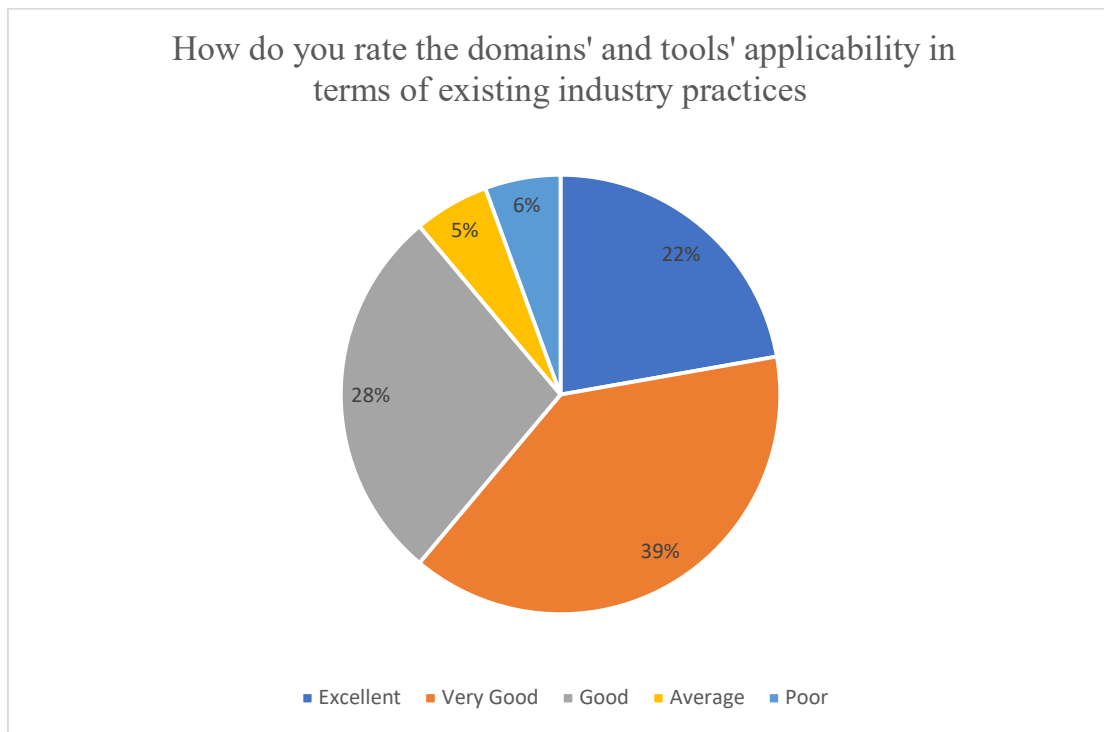


Table 38

How do you rate the experiments in terms of their applicability in real life

Agreement Level	Frequency	Per Cent
Excellent	4	22.22
Very Good	6	33.33
Good	7	38.88
Average	1	5.55
Total	18	100

Figure 38

How do you rate the experiments in terms of their applicability in real life

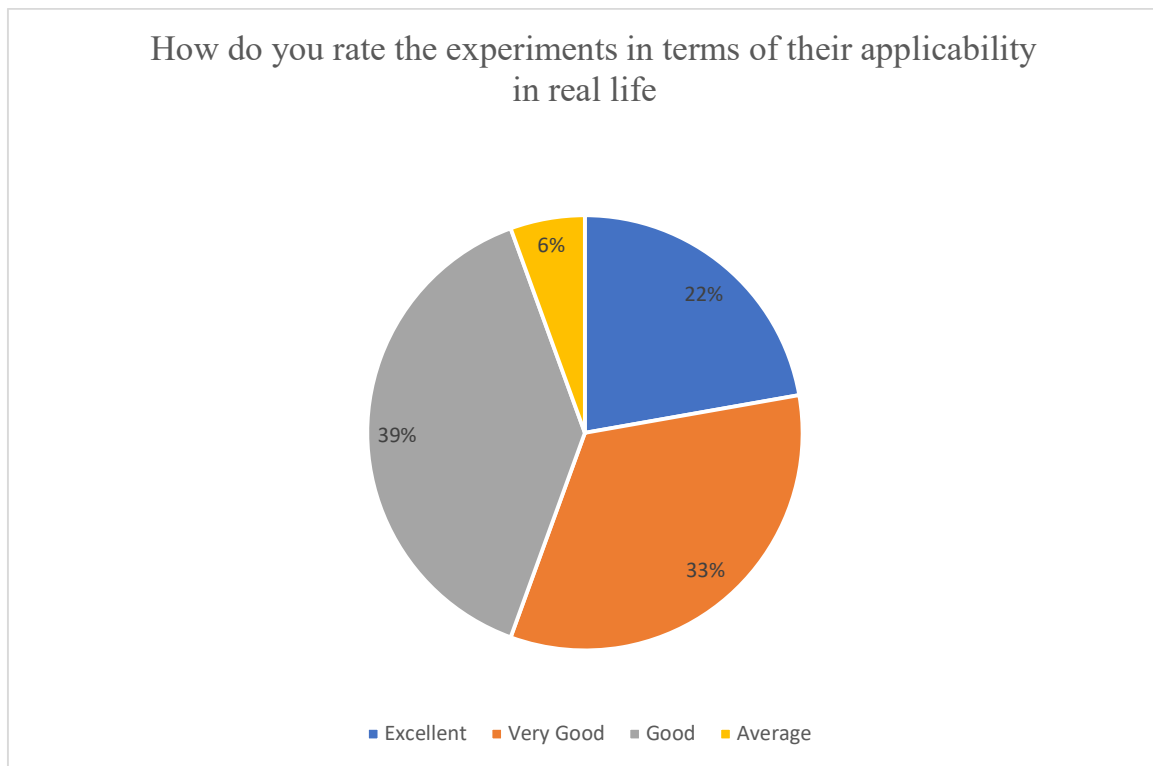


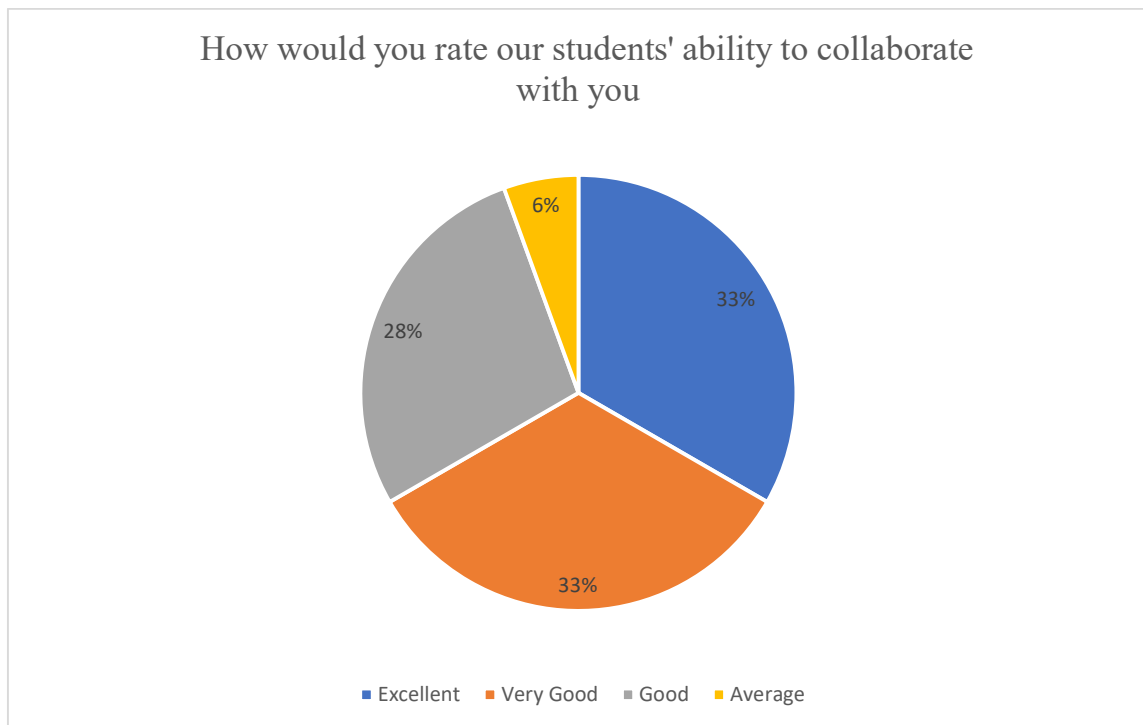
Table 39

How would you rate our students' ability to collaborate with you

Agreement Level	Frequency	Per Cent
Excellent	6	33.33
Very Good	6	33.33
Good	5	27.77
Average	1	5.55
Total	18	100

Figure 39

How would you rate our students' ability to collaborate with you



Report

From the 18 responses it is clear that 14 responses prove that the employers are agreeing that the course was relevant up to the present scenario. They also agree that the electives offered are appropriate for the technological advancements in the current situation. They added the topics are relevant to the industry. 33 percent of employers marked it as excellent. 27 percentages marked it as very good and 33 percentage marked it as good.

Action Taken Report

Student Feedback

All students were given feedback forms, and after that, almost all of them said that the curriculum was appropriate for their future needs. They concurred that regular curriculum revisions altered the way students interacted with one another in the classroom. This will offer a range of ICT resources for curriculum transaction in the classroom.. However a few students expressed worry about the courses emphasis on employment and skill development. The college staff council received identical papers for review and possible follow- up, and the IQAC convened to discuss the student concerns. It has been decided that in addition to their curriculum, employability, life skills, and soft skills should be included through certificate programs and supplementary courses. It has been decided to offer more practical sessions in addition to the theoretical classes. For this reason, purely academic field trips and industrial visits will be made. Additional time was allotted for the pupils; extracurricular activities.

Teacher Feedback

To allow students to engage in more activities, it is asked that the departments host more academic activities like seminars and workshops. The vocational counselling and placement unit has been directed to take action to increase to allow students to engage in more activities, it is asked that the departments host more seminars and workshops. It is the job of the career advising and placement cell to start recruiting more people on campus. The postgraduate departments of Commerce, Sanskrit, and Malayalam will soon be promoted to research departments.

Employer Feedback

The college curriculum and syllabus were reviewed by employers in the field, who were asked to provide input via a feedback form. We did not receive a large number of responses. Everyone who participated gave positive comments, and employers also sent in a few recommendations that were discussed in the College Staff Council and IQAC meeting and formed the framework for the activities that followed. A broader introduction to business and practical knowledge is essential for students studying in both commerce and the arts. It has been recognized that this is the main fault. Planning seminars and gatherings with eminent people is necessary to increase their practical expertise. Certifications or add-ons will be provided for courses covering job-oriented skills including real-time accounting and tally.

Alumni Feedback

The College Council's decisions were based on the feedback it got from former students. This academic year, there will be more job fairs hosted by respectable companies. The ICT resources that are provided in the classrooms must be used to hold classes. An application was submitted to the university with the intention of converting the PG departments of Commerce and Malayalam into Research Departments. To boost students confidence in their ability to participate in group discussions and competitive tests, the Language and Literary Club set out to create a Speech and Debate Club. The Career Guidance and Placement Cell evaluated the responses and scheduled career development classes to look into professional opportunities and continue with further education.



Dr. Vijoy. P. S.
Principal Sree Krishna College
Guruvayur

